

PMCU-XXXX EMI/RFI COMMON MODE LINE FILTERS

RoHS

LOW PROFILE-HORZ

- * Rated Voltage: 250Vac, 45/400Hz
- * $\leq 30^{\circ}\text{C}$ Temp Rise & Rated Current ⁽¹⁾
- * Operating Temp -40 to +80 °C

- * Low Profile Horizontal Construction
- * 3750Vrms Isolation
- * Insulation Resistance @ 500Vdc >100MΩ

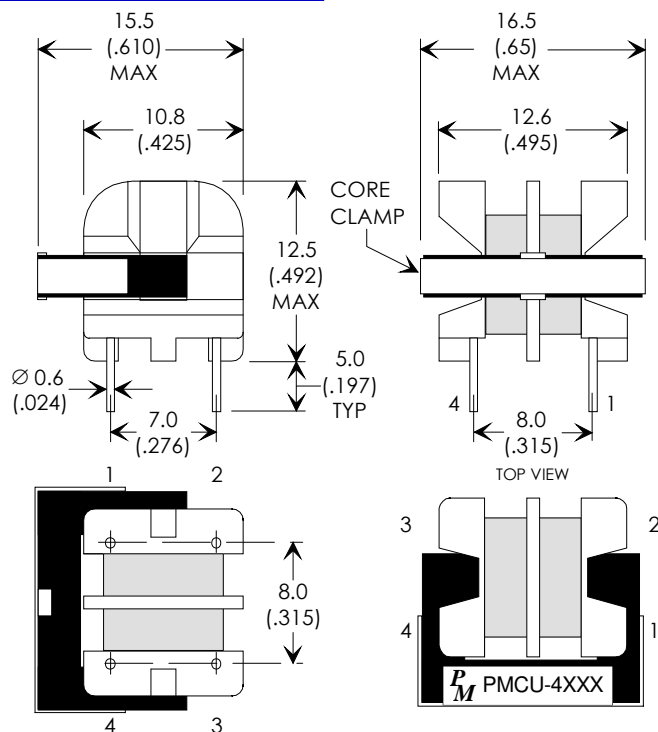
ELECTRICAL SPECIFICATIONS AT 25°C - OPERATING TEMPERATURE RANGE -40°C TO +80°C

PART NUMBER	RATED RMS Current mA rms	Load VA @ RMS Line		INDUCTANCE @ 1KHz (mH Min.)	DCR EACH WINDING (Ohms Max.)	PACKAGE
		115V	230V			
PMCU-4470	150	17.25	34.50	47.0	6.90	U9.8
PMCU-4330	200	23.00	46.00	33.0	5.50	U9.8
PMCU-4220	250	28.75	57.50	22.0	3.70	U9.8
PMCU-4100	350	40.25	80.50	10.0	1.40	U9.8
PMCU-4056	450	51.75	103.50	5.6	0.85	U9.8
PMCU-4033	600	69.00	138.00	3.3	0.50	U9.8
PMCU-4015	800	92.00	184.00	1.5	0.30	U9.8
PMCU-4009	1000	115.00	230.00	0.9	0.16	U9.8
PMCU-4005	1500	172.50	345.00	0.5	0.12	U9.8
PMCU-4002	2000	230.00	460.00	0.2	0.06	U9.8
PMCU-4001	3000	345.00	690.00	0.1	0.03	U9.8

Notes:

- (1) Temperature Rise is specified at maximum continuous current. Lower currents will result in reduced temperature rise. Design point is $\leq 30^{\circ}\text{C}$ rise at rated current.

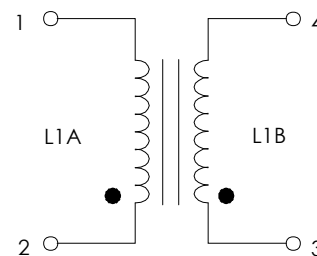
DIMENSIONS mm (IN)



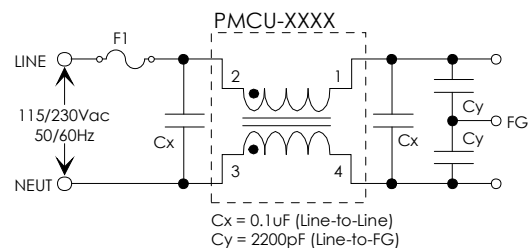
SCHEMATIC

PART IS REVERSIBLE.
IT CAN BE INSERTED INTO PCB EITHER WAY.

DOT ON BOBBIN
DENOTES PIN #1



TYPICAL APPLICATION CIRCUIT



PMCU-XXXX EMI/RFI COMMON MODE LINE FILTERS

LOW PROFILE-VERT

- * Rated Voltage: 250Vac, 45/400Hz
- * $\leq 30^{\circ}\text{C}$ Temp Rise & Rated Current ⁽¹⁾
- * Operating Temp -40 to +80 °C

- * Low Profile Vertical Construction
- * 3750Vrms Isolation
- * Insulation Resistance @ 500Vdc >100MΩ

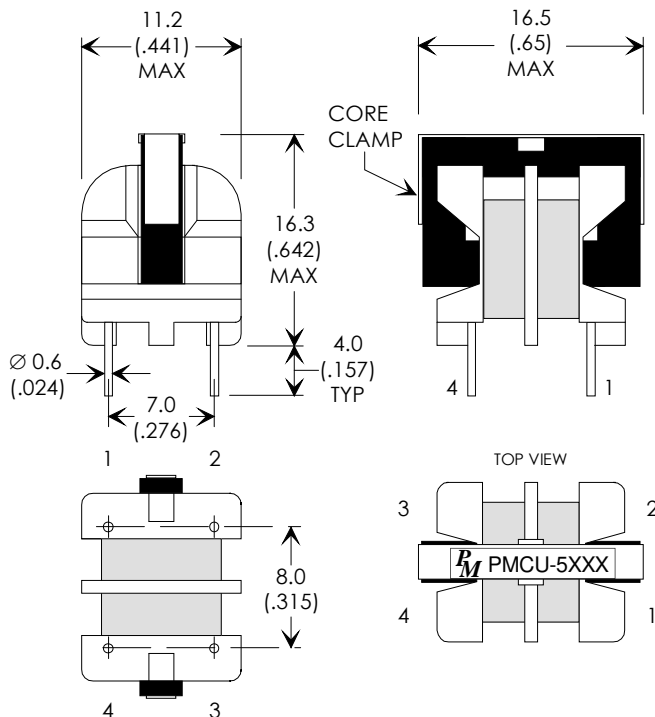
ELECTRICAL SPECIFICATIONS AT 25°C - OPERATING TEMPERATURE RANGE -40°C TO +80°C

PART NUMBER	RATED RMS Current mA rms	Load VA @ RMS Line		INDUCTANCE @ 1KHz (mH Min.)	DCR EACH WINDING (Ohms Max.)	PACKAGE
		115V	230V			
PMCU-5470	150	17.25	34.50	47.0	6.90	U9.8
PMCU-5330	200	23.00	46.00	33.0	4.95	U9.8
PMCU-5220	250	28.75	57.50	22.0	3.70	U9.8
PMCU-5100	350	40.25	80.50	10.0	1.40	U9.8
PMCU-5056	450	51.75	103.50	5.6	0.75	U9.8
PMCU-5033	600	69.00	138.00	3.3	0.50	U9.8
PMCU-5015	800	92.00	184.00	1.5	0.30	U9.8
PMCU-5009	1000	115.00	230.00	0.9	0.16	U9.8
PMCU-5005	1500	172.50	345.00	0.5	0.12	U9.8
PMCU-5002	2000	230.00	460.00	0.2	0.06	U9.8
PMCU-5001	3000	345.00	690.00	0.1	0.03	U9.8

Notes:

- (1) Temperature Rise is specified at maximum continuous current. Lower currents will result in reduced temperature rise. Design point is $\leq 30^{\circ}\text{C}$ rise at rated current.

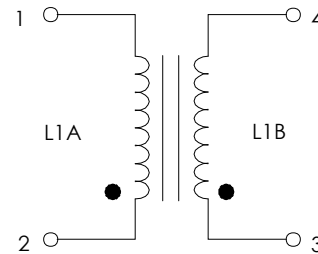
DIMENSIONS mm (IN)



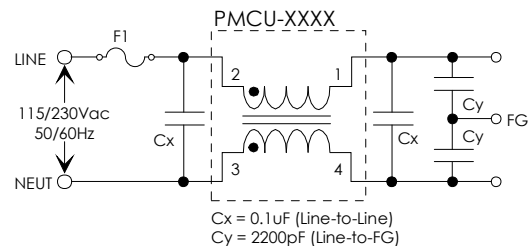
SCHEMATIC

PART IS REVERSIBLE.
IT CAN BE INSERTED INTO PCB EITHER WAY.

DOT ON BOBBIN
DENOTES PIN #1



TYPICAL APPLICATION CIRCUIT



PMCU-XXXX EMI/RFI COMMON MODE LINE FILTERS

RoHS

MEDIUM POWER

- * Rated Voltage: 250Vac, 45/400Hz
- * $\leq 50^{\circ}\text{C}$ Temp Rise & Rated Current ⁽¹⁾
- * Operating Temp -40 to +80 °C

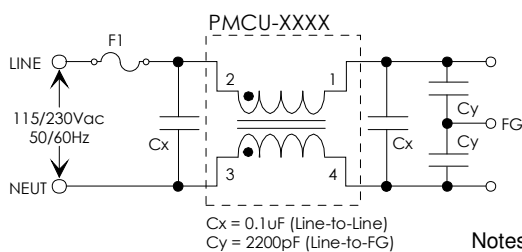
- * Low Profile Construction
- * 3750Vrms Isolation
- * Insulation Resistance @ 500Vdc >100MΩ

ELECTRICAL SPECIFICATIONS AT 25°C - OPERATING TEMPERATURE RANGE -40°C TO +80°C

PART NUMBER	RATED RMS Current Amps rms	Load VA @ RMS Line		INDUCTANCE @ 1KHz (mH Min.)	DCR EACH WINDING (Ohms Max.)	PACKAGE
		115V	230V			
PMCU-0470	0.35	40.25	80.50	47.0	2.40	U10.5V
PMCU-0330	0.40	46.00	92.00	33.0	2.00	U10.5V
PMCU-0220	0.50	57.50	115.00	22.0	1.20	U10.5V
PMCU-0100	0.65	74.75	149.50	10.0	0.75	U10.5V
PMCU-0056	1.00	115.00	230.00	5.6	0.40	U10.5V
PMCU-0033	1.20	138.00	276.00	3.3	0.25	U10.5V
PMCU-0015	1.80	207.00	414.00	1.5	0.11	U10.5V
PMCU-0470H	0.35	40.25	80.50	47.0	2.40	U10.5H
PMCU-0330H	0.40	46.00	92.00	33.0	2.00	U10.5H
PMCU-0220H	0.50	57.50	115.00	22.0	1.20	U10.5H
PMCU-0100H	0.65	74.75	149.50	10.0	0.75	U10.5H
PMCU-0056H	1.00	115.00	230.00	5.6	0.40	U10.5H
PMCU-0033H	1.20	138.00	276.00	3.3	0.25	U10.5H
PMCU-0015H	1.80	207.00	414.00	1.5	0.11	U10.5H
PMCU-2470	0.50	57.50	115.00	47.0	1.35	U16
PMCU-2330	0.60	69.00	138.00	33.0	1.00	U16
PMCU-2220	0.75	86.25	172.50	22.0	0.60	U16
PMCU-2100	1.00	115.00	230.00	10.0	0.34	U16
PMCU-2056	1.40	161.00	322.00	5.6	0.15	U16
PMCU-2033	2.00	230.00	460.00	3.3	0.10	U16
PMCU-2015	2.70	310.0	621	1.5	0.04	U16

APPLICATION

TYPICAL APPLICATION CIRCUIT



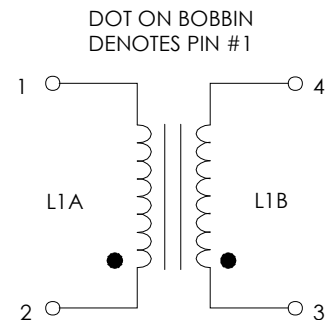
Notes:

- (1) Temperature Rise is specified at maximum continuous current. Lower currents will result in reduced temperature rise. Design point is $\leq 50^{\circ}\text{C}$ rise at rated current.

Specifications subject to change without notice.

pmcu07/18

SCHEMATIC



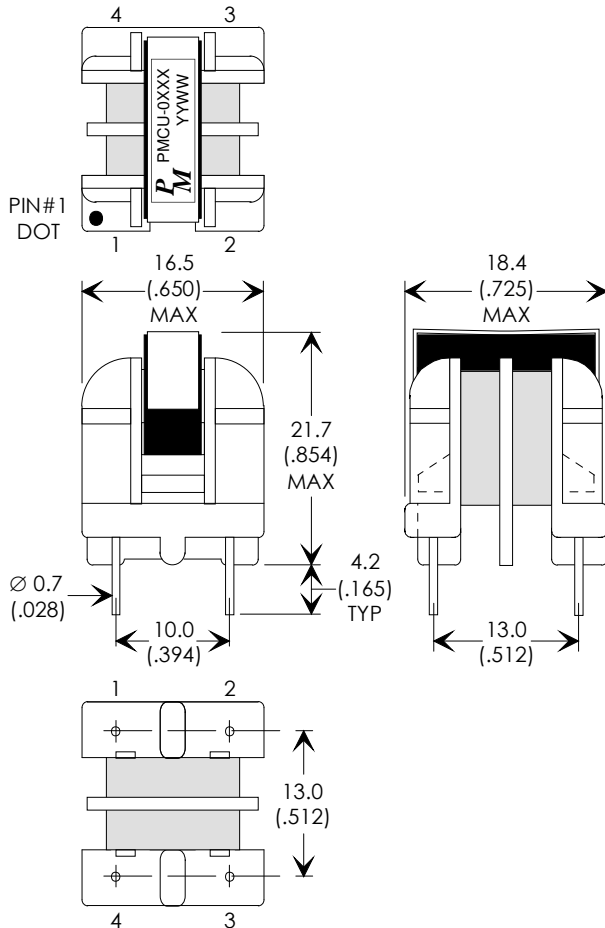
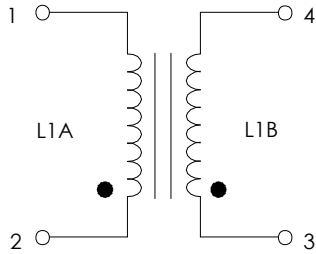
PMCU-XXXX EMI/RFI COMMON MODE LINE FILTERS

PMCU-0xxx U10.5V

Dimensions in mm (inches)

PART IS REVERSIBLE.
IT CAN BE INSERTED INTO PCB EITHER WAY.

DOT ON BOBBIN
DENOTES PIN #1

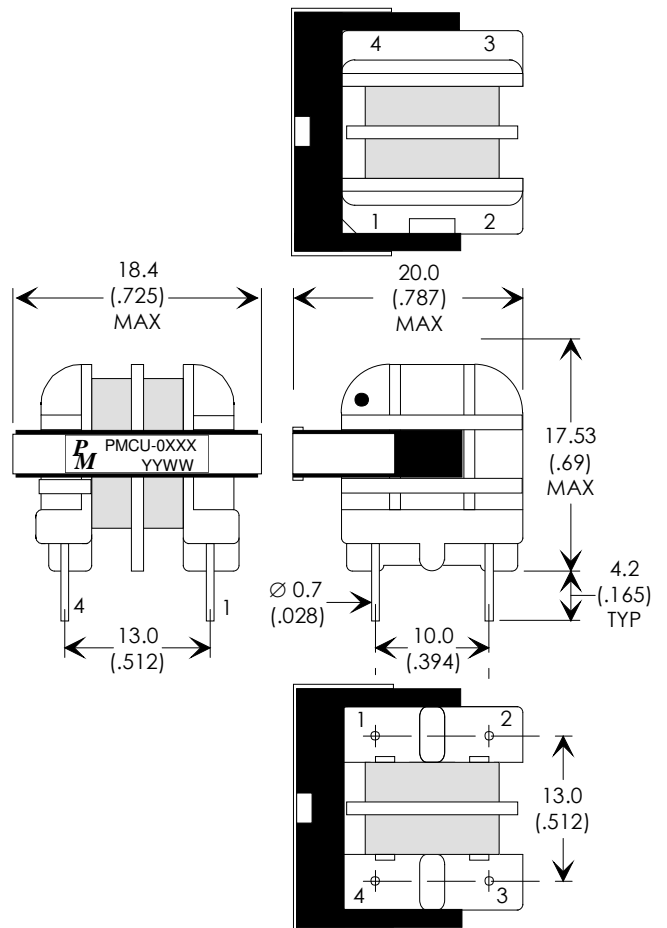
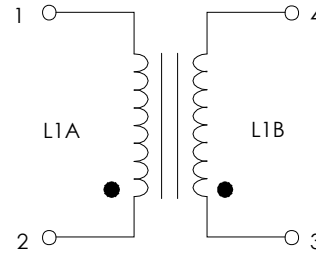


PMCU-0xxxH U10.5H

Dimensions in mm (inches)

PART IS REVERSIBLE.
IT CAN BE INSERTED INTO PCB EITHER WAY.

DOT ON BOBBIN
DENOTES PIN #1

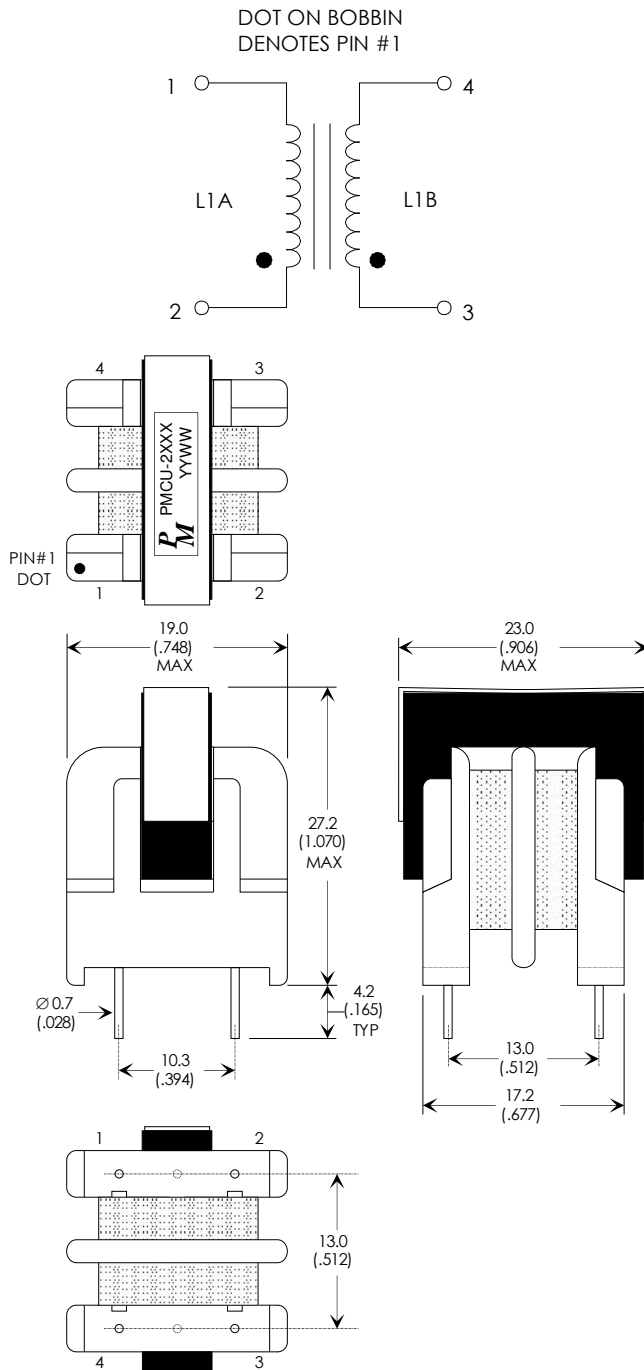


PMCU-2XXX U16

Dimensions in mm (inches)

PART IS REVERSIBLE.
IT CAN BE INSERTED INTO PCB EITHER WAY.

DOT ON BOBBIN
DENOTES PIN #1



Specifications subject to change without notice.

pmcu07/18

PMCU-XXXX EMI/RFI COMMON MODE LINE FILTERS

MEDIUM POWER

- * Rated Voltage: 250Vac, 50/60Hz
- * $\leq 50^{\circ}\text{C}$ Temp Rise & Rated Current ⁽¹⁾
- * Operating Temp -40 to +80 °C

- * Low Profile Construction
- * 2000Vrms Isolation ⁽²⁾
- * Insulation Resistance @ 500Vdc >100 MOhm

ELECTRICAL SPECIFICATIONS AT 25°C - OPERATING TEMPERATURE RANGE -40°C TO +80°C

PART NUMBER	RATED RMS Current Amps rms	Load VA @ RMS Line		INDUCTANCE @ 1KHz (mH Min.)	DCR EACH WINDING (Ohms Max)	PACKAGE
		115V	230V			
PMCU-6001	0.3	34.5	86.9	36.0	4.00	A6
PMCU-6003	0.3	34.5	86.9	43.0	4.00	A6
PMCU-6005	0.4	46.0	92.0	22.0	2.20	A6
PMCU-6007	0.4	46.0	92.0	30.0	2.70	A6
PMCU-6009	0.5	57.5	115.0	13.0	1.20	A6
PMCU-6011	0.5	57.5	115.0	20.0	1.80	A6
PMCU-6013	0.6	69.0	138.0	12.0	1.20	A6
PMCU-6015	0.7	80.5	161.0	7.7	0.50	A6
PMCU-6016	0.7	80.5	161.0	10.0	0.86	A6
PMCU-6017	0.7	80.5	161.0	10.0	0.86	A6
PMCU-6019	0.8	92.0	184.0	7.4	0.64	A6
PMCU-6021	1.0	115.0	230.0	3.6	0.35	A6
PMCU-6023	1.0	115.0	230.0	5.5	0.46	A6
PMCU-6025	1.2	138.0	276.0	3.5	0.32	A6
PMCU-6027	1.3	149.5	299.0	2.0	0.20	A6
PMCU-6029	1.3	149.5	299.0	3.0	0.26	A6
PMCU-6031	1.5	172.5	345.0	1.8	0.22	A6
PMCU-6033	1.5	172.5	345.0	2.2	0.22	A6
PMCU-6035	1.7	195.5	391	1.3	1.00	A6
PMCU-6037	1.7	195.5	391	1.8	1.80	A6
PMCU-6039	2.0	230.0	460.0	0.9	0.15	A6
PMCU-6041	2.0	230.0	460.0	1.5	0.15	A6

Notes:

- (1) Temperature Rise is specified at maximum continuous current. Lower currents will result in reduced temperature rise. Design point is $\leq 50^{\circ}\text{C}$ rise at rated current.
- (2) Hipot (Dielectric Withstanding Voltage): 2000Vac for 60 Sec or 2400Vac for 1 Sec.

PMCU-XXXX EMI/RFI COMMON MODE LINE FILTERS

RoHS

MEDIUM POWER

- * Rated Voltage: 250Vac, 50/60Hz
- * $\leq 50^{\circ}\text{C}$ Temp Rise & Rated Current ⁽¹⁾
- * Operating Temp -40 to +80 °C
- * Sectional windings.
- * Low Profile Construction
- * 2000Vrms Isolation ⁽²⁾
- * Insulation Resistance @ 500Vdc >100 MOhm

ELECTRICAL SPECIFICATIONS AT 25°C - OPERATING TEMPERATURE RANGE -40°C TO +80°C

PART NUMBER	RATED RMS Current Amps rms	Load VA @ RMS Line		INDUCTANCE @ 1KHz (mH Min.)	DCR EACH WINDING (Ohms Max.)	PACKAGE
		115V	230V			
PMCU-7001	0.3	34.5	86.9	36.0	4.00	A7
PMCU-7003	0.3	34.5	86.9	43.0	4.50	A7
PMCU-7005	0.4	46.0	92.0	22.0	2.70	A7
PMCU-7007	0.4	46.0	92.0	30.0	2.70	A7
PMCU-7009	0.5	57.5	115.0	13.0	1.60	A7
PMCU-7011	0.5	57.5	115.0	20.0	2.00	A7
PMCU-7013	0.6	69.0	138.0	12.0	1.50	A7
PMCU-7015	0.7	80.5	161.0	7.7	0.95	A7
PMCU-7017	0.7	80.5	161.0	10.0	0.95	A7
PMCU-7019	0.8	92.0	184.0	7.4	0.95	A7
PMCU-7021	1.0	115.0	230.0	3.6	0.44	A7
PMCU-7023	1.0	115.0	230.0	5.5	0.54	A7
PMCU-7025	1.2	138.0	276.0	3.5	0.25	A7
PMCU-7027	1.3	149.5	299.0	2.0	0.25	A7
PMCU-7029	1.3	149.5	299.0	3.0	0.25	A7
PMCU-7031	1.5	172.5	345.0	1.8	0.21	A7
PMCU-7033	1.5	172.5	345.0	2.2	0.21	A7
PMCU-7035	1.7	195.5	391	1.3	0.16	A7
PMCU-7037	1.7	195.5	391	1.8	0.16	A7
PMCU-7039	2.0	230.0	460.0	0.9	0.12	A7
PMCU-7041	2.0	230.0	460.0	1.5	0.16	A7

Notes:

- (1) Temperature Rise is specified at maximum continuous current. Lower currents will result in reduced temperature rise. Design point is $\leq 50^{\circ}\text{C}$ rise at rated current.
- (2) Hipot (Dielectric Withstanding Voltage): 2000Vac for 60 Sec or 2400Vac for 1 Sec.

PMCU-XXXX EMI/RFI COMMON MODE LINE FILTERS

HIGH INDUCTANCES

- * Rated Voltage: 300Vac, 50/60Hz
- * $\leq 50^{\circ}\text{C}$ Temp Rise & Rated Current ⁽¹⁾
- * Operating Temp -40 to +80 °C
- * Sectional windings.
- * Low Profile Construction
- * 2000Vrms Isolation ⁽²⁾
- * Insulation Resistance @ 500Vdc >100 MOhm

ELECTRICAL SPECIFICATIONS AT 25°C - OPERATING TEMPERATURE RANGE -40°C TO +80°C

PART NUMBER	INDUCTANCE @ 1KHz (mHMin.)	RATED RMS Current Amps rms	Rate Voltage		DCR EACH WINDING (Ohms Max.)	PACKAGE
			Vac	Vdc		
PMCU-8001	41.0	0.5	300	500	2.10	A6
PMCU-8003	28.0	0.6	300	500	2.10	A6
PMCU-8005	18.0	0.7	300	500	1.20	A6
PMCU-8007	13.0	0.8	300	100	1.40	A6
PMCU-8009	10.0	1.0	300	100	0.52	A6
PMCU-8011	5.3	1.4	300	100	0.28	A6
PMCU-8013	3.3	1.8	300	100	0.17	A6
PMCU-8015	2.2	2.2	300	100	0.11	A6

PART NUMBER	INDUCTANCE @ 1KHz (mHMin.)	RATED RMS Current Amps rms	Rate Voltage		DCR EACH WINDING (Ohms Max.)	PACKAGE
			Vac	Vdc		
PMCU-9001	29.0	0.5	300	500	2.00	A7
PMCU-9003	20.0	0.6	300	500	1.50	A7
PMCU-9005	15.0	0.7	300	500	1.10	A7
PMCU-9007	12.0	0.8	300	100	0.78	A7
PMCU-9009	7.1	1.0	300	100	0.51	A7
PMCU-9011	5.9	1.1	300	100	0.40	A7
PMCU-9013	3.8	1.4	300	100	0.27	A7
PMCU-9015	2.9	1.7	300	100	0.21	A7
PMCU-9017	1.2	2.4	300	100	0.11	A7

Notes:

- (1) Temperature Rise is specified at maximum continuous current. Lower currents will result in reduced temperature rise. Design point is $\leq 50^{\circ}\text{C}$ rise at rated current.
- (2) Hipot (Dielectric Withstanding Voltage): 2000Vac for 60 Sec or 2400Vac for 1 Sec.

PMCU-XXXX EMI/RFI COMMON MODE LINE FILTERS

MEDIUM POWER

- * Rated Voltage: 300Vac, 50/60Hz
- * $\leq 60^{\circ}\text{C}$ Temp Rise & Rated Current ⁽¹⁾
- * Operating Temp -25 to +60 °C
- * Sectional windings.
- * Low Profile Construction
- * 2000Vrms Isolation ⁽²⁾
- * Insulation Resistance @ 500Vdc >100 MOhm
- * High frequency range

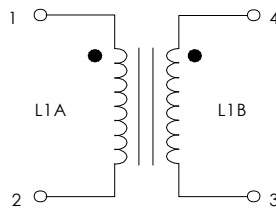
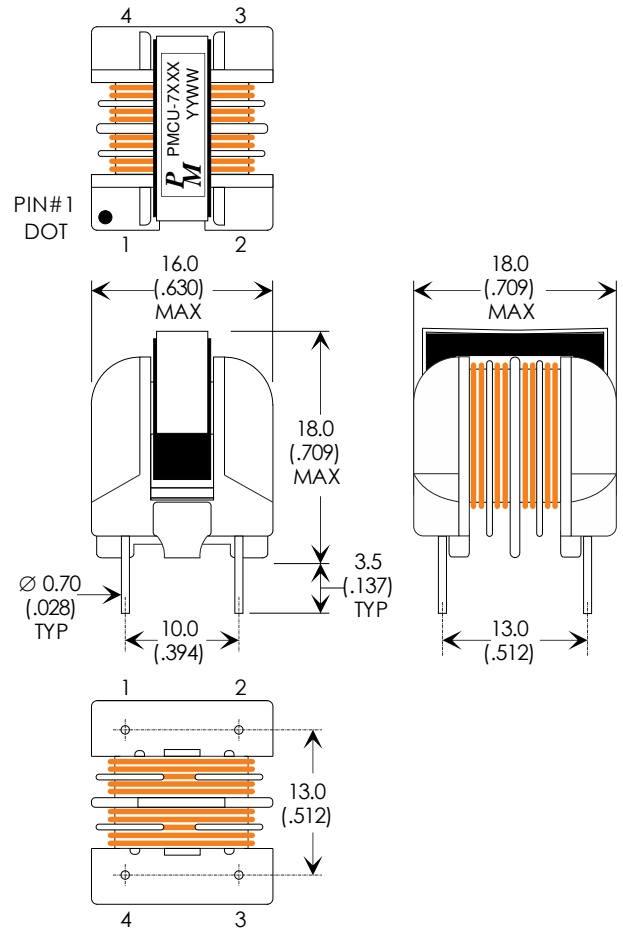
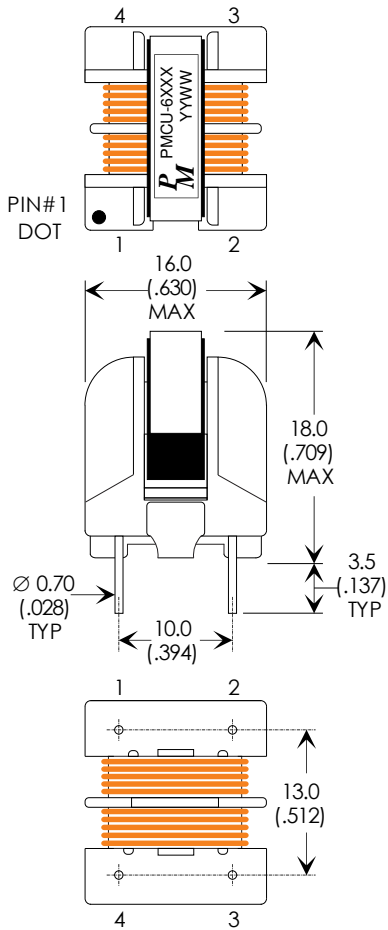
ELECTRICAL SPECIFICATIONS AT 25°C - OPERATING TEMPERATURE RANGE -25°C TO +60°C

PART NUMBER	INDUCTANCE @ 1KHz (μH Min.)	RATED RMS Current Amps rms	Rate Voltage		DCR EACH WINDING (Ohms Max.)	PACKAGE
			Vac	Vdc		
PMCU-1001	70	3.6	300	500	0.03	A6
PMCU-1003	110	2.6	300	500	0.06	A6
PMCU-1005	160	2.15	300	500	0.08	A6
PMCU-1007	220	1.5	300	100	0.14	A6
PMCU-1009	290	1.2	300	100	0.21	A6
PMCU-1011	370	1.0	300	100	0.03	A6

PMCU-XXXX EMI/RFI COMMON MODE LINE FILTERS

PACKAGE A6

PACKAGE A7





PMCU-XXXX EMI/RFI COMMON MODE LINE FILTERS

RoHS

CROSS REFERENCE LISTING

PM PART	muRata PART#	PM PART	muRata PART#	
PMCU-6003	PLA10AN4330R3R2B	PLA10AS4330R3R2B	PMCU-1001	PLH10AN7003R6P2B
PMCU-6007	PLA10AN3030R4R2B	PLA10AS3030R4R2B	PMCU-1003	PLH10AN1112R6P2B
PMCU-6011	PLA10AN2030R5R2B	PLA10AS2030R5R2B	PMCU-1005	PLH10AN1612R1P2B
PMCU-6013	PLA10AN1230R6R2B	PLA10AS1230R6R2B	PMCU-1007	PLH10AN2211R5P2B
PMCU-6017	PLA10AN1030R7R2B	PLA10AS1030R7R2B	PMCU-1009	PLH10AN2911R2P2B
PMCU-6019	PLA10AN7420R8R2B	PLA10AS7420R8R2B	PMCU-1011	PLH10AN3711R0P2B
PMCU-6023	PLA10AN5521R0R2B	PLA10AS5521R0R2B		
PMCU-6025	PLA10AN3521R2R2B	PLA10AS3521R2R2B		
PMCU-6029	PLA10AN3021R3R2B	PLA10AS3021R3R2B		
PMCU-6033	PLA10AN2221R5R2B	PLA10AS2221R5R2B		
PMCU-6037	PLA10AN1821R7R2B	PLA10AS1821R7R2B		
PMCU-6041	PLA10AN1522R0R2B	PLA10AS1522R0R2B		
PMCU-7001	PLA10AN3630R3D2B	PLA10AS3630R3D2B		
PMCU-7005	PLA10AN2230R4D2B	PLA10AS2230R4D2B		
PMCU-7009	PLA10AN1330R5D2B	PLA10AS1330R5D2B		
PMCU-7015	PLA10AN7720R7D2B	PLA10AS7720R7D2B		
PMCU-7021	PLA10AN3621R0D2B	PLA10AS3621R0D2B		
PMCU-7027	PLA10AN2021R3D2B	PLA10AS2021R3D2B		
PMCU-7031	PLA10AN1821R5D2B	PLA10AS1821R5D2B		
PMCU-7035	PLA10AN1321R7D2B	PLA10AS1321R7D2B		
PMCU-7039	PLA10AN9012R0D2B	PLA10AS9012R0D2B		
PMCU-8001	PLA10AH4130R5R2B	PLA10AV4130R5R2B		
PMCU-8003	PLA10AH2830R6R2B	PLA10AV2830R6R2B		
PMCU-8005	PLA10AH1830R7R2B	PLA10AV1830R7R2B		
PMCU-8007	PLA10AH1330R8R2B	PLA10AV1330R8R2B		
PMCU-8009	PLA10AH1031R0R2B	PLA10AV1031R0R2B		
PMCU-8011	PLA10AH5321R4R2B	PLA10AV5321R4R2B		
PMCU-8013	PLA10AH3321R8R2B	PLA10AV3321R8R2B		
PMCU-8015	PLA10AH2222R2R2B	PLA10AV2222R2R2B		
PMCU-9001	PLA10AH2930R5D2B	PLA10AV2930R5D2B		
PMCU-9003	PLA10AH2030R6D2B	PLA10AV2030R6D2B		
PMCU-9005	PLA10AH1530R7D2B	PLA10AV1530R7D2B		
PMCU-9007	PLA10AH1230R8D2B	PLA10AV1230R8D2B		
PMCU-9009	PLA10AH7121R0D2B	PLA10AV7121R0D2B		
PMCU-9011	PLA10AH5921R1D2B	PLA10AV5921R1D2B		
PMCU-9013	PLA10AH3821R4D2B	PLA10AV3821R4D2B		
PMCU-9015	PLA10AH2921R7D2B	PLA10AV2921R7D2B		
PMCU-9017	PLA10AH1222R4D2B	PLA10AV1222R4D2B		

muRata P/N's with "S" or "V" code have EN Recognition.
Premier parts are Electrical/Mechanical equivalent. Not EN recognized.

Specifications subject to change without notice.

pmcu07/18