

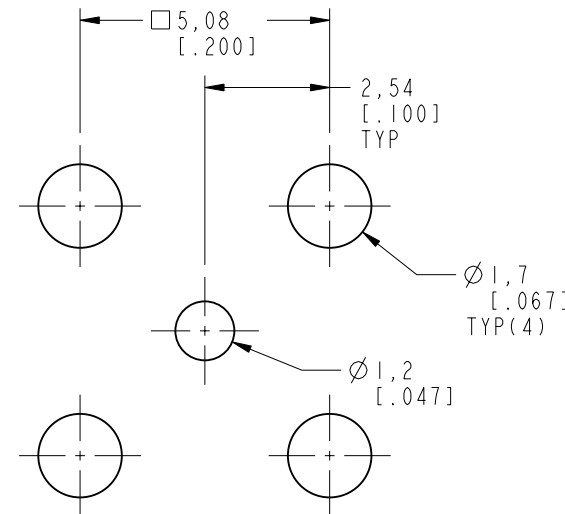
NOTES:

1. MATERIALS AND FINISHES:
 BODY - BRASS, GOLD PLATING (.000004" THICK MIN) OVER NICKEL PLATING
 CONTACT - BERYLLIUM COPPER, GOLD PLATING (.000004" THICK MIN) OVER NICKEL PLATING
 INSULATOR - PTFE
2. ELECTRICAL:
 A. IMPEDANCE: 50 OHM
 B. FREQUENCY RANGE: DC - 4 GHz
 C. DIELECTRIC WITHSTANDING VOLTAGE: 1000 VRMS, MIN.
 D. RF LEAKAGE: -55 dB AT 1 GHz
 E. INSERTION LOSS: 0.60 dB AT 1.5 GHz
 F. VSWR: 1.45 + .06 x FREQUENCY (IN GHz) FROM DC - 4 GHz
3. MECHANICAL:
 A. DURABILITY: 500 CYCLES MIN.
 B. TEMPERATURE RANGE: -65° C TO +165° C
4. PACKAGING:
 A. QUANTITY: SINGLE PACK
 B. MARKING: BAG TO BE MARKED
 "AMPHENOL RF, 903-880P-51P, AND DATE CODE"

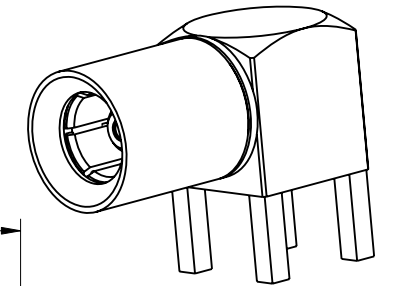
THIRD ANGLE PROJ.

REVISIONS

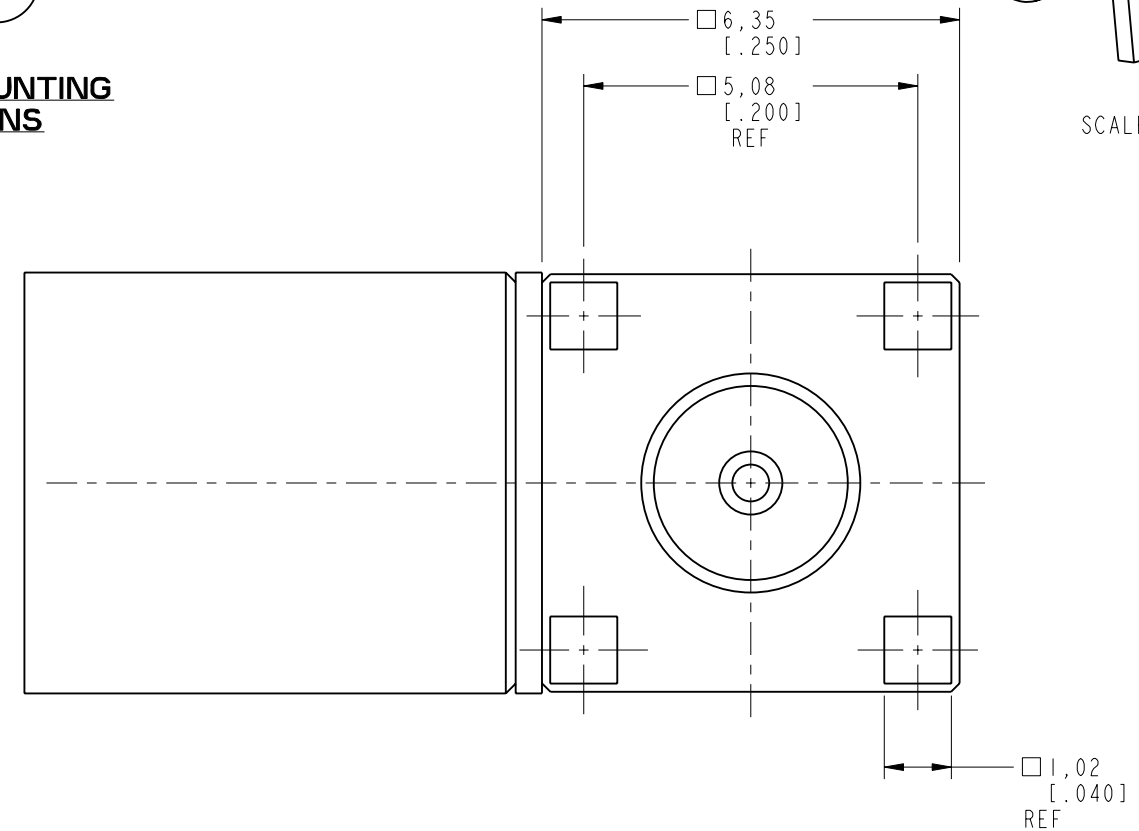
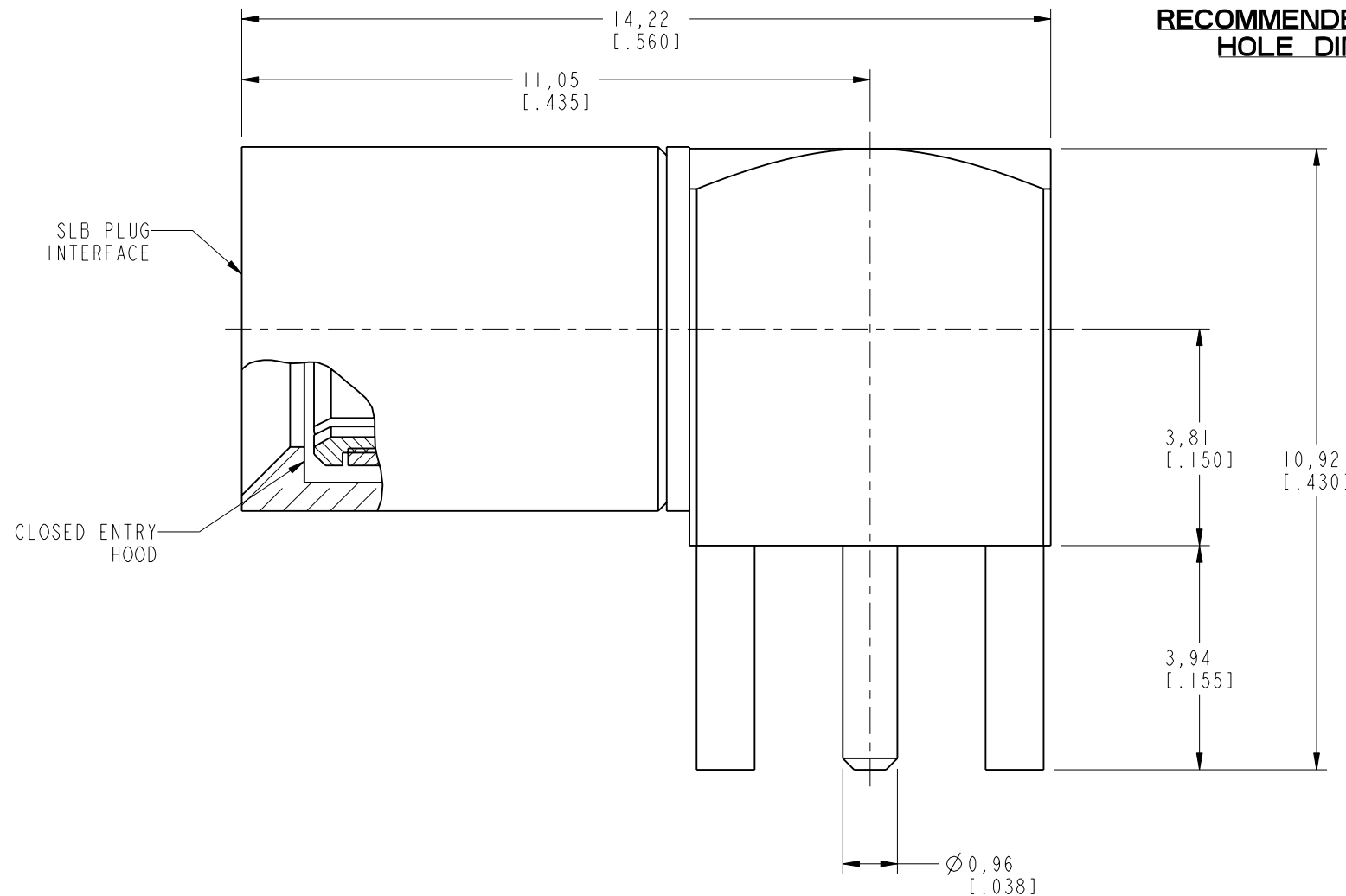
REV	DESCRIPTION	DATE	ECO	APPR
A	RELEASE TO MFG	02-Apr-14	49945	MJD



RECOMMENDED MOUNTING HOLE DIMENSIONS



SCALE 3.000



CUSTOMER OUTLINE DRAWING

ALL OTHER SHEETS ARE FOR INTERNAL USE ONLY

UNLESS OTHERWISE SPECIFIED, DIMENSIONS ARE IN METRIC AND TOLERANCES ARE: <0.5mm ±0.05mm 0.5 - 6mm ±0.1mm 6 - 30mm ±0.2mm 30 - 120mm ±0.3mm ANGLES ±1°	MATERIAL	DRAWN	DATE	TITLE SLB R/A PLUG PCB MOUNT		Amphenol RF www.amphenolrf.com	
	SEE NOTES	J. CHEN	02-Apr-14				
NOTICE - These drawings, specifications, or other data (1) are, and remain the property of Amphenol corp. (2) must be returned upon request; and (3) are confidential and not to be disclosed to any person other than those to whom they are given by Amphenol Corp. the furnishing of these drawings, specifications, or other data by Amphenol Corp., or to any other person to anyone for any purpose is not to be regarded by implication or otherwise in any manner licensing, granting rights to permitting such holder or any other person to manufacture, use or sell any product, process or design, patented or otherwise, that may in any way be related to or disclosed by said drawings, specifications, or other data.	REFERENCE	ENGINEER	DATE	SCALE: 8.7:1.0 SHEET 2 OF 2		DRAWING NO. 903-880P-51P ITEM NO. 903-880P-51P	
	EAR # 5652	T. SMITH	22-Jan-13				
	CONFIGURATION LEVEL:	APPROVED	DATE		DWG SIZE	REV	PART NO. 903-880P-51P
FINISH	S. HSIEH	09-Apr-14		B	A		