

Data sheet | Item number: 726-322

Matrix patchboard; 32-pole; Marking 33-64; Colors of modules: gray/white;
Module marking, side 1 and 2 vertical; for 19" racks; 1,50 mm²; dark gray

www.wago.com/726-322



Data

Electrical data

Subject to changes. Please also observe the further product documentation!

WAGO GmbH & Co. KG
Hansastr. 27
32423 Minden
Phone: +49571 887-0 | Fax: +49571 887-169
Email: info.de@wago.com | Web: www.wago.com

Do you have any questions about our products?
We are always happy to take your call at +49 (571) 887-44222.



Ratings per IEC/EN

Nominal voltage (III/3)	500 V
Rated impulse voltage (III/3)	6 kV
Rated current	10 A
Legend (ratings)	(III / 3) ≙ Overvoltage category III / Pollution degree 3

Connection data

Connection 1

Connection type 1	Page 1
Connection technology	CAGE CLAMP®
Number of connection points	2
Actuation type	Operating tool
Connectable conductor materials	Copper
Solid conductor	0.08 ... 1.5 mm ² / 28 ... 16 AWG
Fine-stranded conductor	0.08 ... 1.5 mm ² / 28 ... 16 AWG
Strip length	8 ... 10 mm / 0.31 ... 0.39 inches
Pole number	32
Wiring direction	Front-entry wiring

Connection 2

Connection type 2	Side 2
Number of connection points 2	2
Solid conductor 2	0.08 ... 1.5 mm ² / 28 ... 16 AWG
Fine-stranded conductor 2	0.08 ... 1.5 mm ² / 28 ... 16 AWG

Physical data

Width	34.6 mm / 1.362 inches
Height	132 mm / 5.197 inches
Depth	36.5 mm / 1.437 inches

Mechanical Data

Marking	33 ... 64
Design	slimline

Subject to changes. Please also observe the further product documentation!



Material Data

Note (material data)

Information on material specifications can be found here

Color	dark gray
Module color	white/gray
Material group	I
Insulation material	Polyamide (PA66)
Flammability class per UL94	V0
Fire load	3.28 MJ
Weight	145.6 g

Commercial data

eCl@ss 10.0	27-24-26-08
eCl@ss 9.0	27-24-26-08
ETIM 8.0	EC001604
ETIM 7.0	EC001604
PU (SPU)	24 (1) pcs
Packaging type	box
Country of origin	DE
GTIN	4044918456395
Customs tariff number	85369010000

Environmental Product Compliance

RoHS Compliance Status	Compliant, No Exemption
------------------------	-------------------------

Approvals / Certificates

General approvals

Logo	Approval	Additional Approval Text	Certificate name
	CCA DEKRA Certification B.V.	EN 60998	NTR NL-7623
	CSA CSA Group	C22.2 No. 158	1101143
	KEMA/KEUR DEKRA Certification B.V.	EN 60998	71-100850
	UL	UL 1059	E45172

Subject to changes. Please also observe the further product documentation!

WAGO GmbH & Co. KG
Hansastr. 27
32423 Minden
Phone: +49571 887-0 | Fax: +49571 887-169
Email: info.de@wago.com | Web: www.wago.com

Do you have any questions about our products?
We are always happy to take your call at +49 (571) 887-44222.

UL International Germany GmbH

Declarations of conformity and manufacturer's declarations

Logo	Approval	Additional Approval Text	Certificate name
	EU-Declaration of Conformity WAGO GmbH & Co. KG	-	-
	UK-Declaration of Conformity WAGO GmbH & Co. KG	-	-

Optional accessories

Connector

Common potential terminal block

Item no.: 726-903

Additional module for matrix patchboards; for snap-on fixing to mounting adapter; with contact to mounting frame; with CAGE CLAMP®; 4,00 mm²; white

www.wago.com/726-903**Item no.: 726-904**Additional module for matrix patchboards; for snap-on fixing to mounting adapter; insulated; with CAGE CLAMP®; 4,00 mm²; gray www.wago.com/726-904

Jumpers

Jumper

Item no.: 709-107

Wire commoning chain; 0.5 mm²; insulated; gray

www.wago.com/709-107

Tool

Operating tool

Item no.: 210-719

Operating tool; Blade: 2.5 x 0.4 mm; with a partially insulated shaft

www.wago.com/210-719

Insulation stop

Insulation stop

Item no.: 726-901

Insulation stop; 0.08 - 0.2 mm² "s" (0.14 mm² "f-st"); 4 x 3 pieces/strip; white

www.wago.com/726-901**Item no.: 726-906**

Insulation stop; 0.25 mm² "s"; 0.14 - 0.25 mm² "f-st"; 4 x 3 pieces/strip; light gray

www.wago.com/726-906**Item no.: 726-907**

Insulation stop; 0.25 - 0.5 mm² "s+f-st"; 4 x 3 pieces/strip; dark gray

www.wago.com/726-907

Ferrule

Ferrule

Item no.: 216-123

Ferrule; Sleeve for 1 mm² / AWG 18; uninsulated; electro-tin plated; silver-colored

www.wago.com/216-123**Item no.: 216-202**

Subject to changes. Please also observe the further product documentation!

WAGO GmbH & Co. KG

Hansastr. 27

32423 Minden

Phone: +49571 887-0 | Fax: +49571 887-169

Email: info.de@wago.com | Web: www.wago.com

Do you have any questions about our products?

We are always happy to take your call at +49 (571) 887-44222.

Ferrule; Sleeve for 0.75 mm² / 18 AWG; insulated; electro-tin plated; graywww.wago.com/216-202

Marking accessories

Marking strip

Item no.: 2009-110

Marking strips; for Smart Printer; on reel; not stretchable; plain; snap-on type; white

www.wago.com/2009-110

Marker carrier
Item no.: 726-902

Adaptor; dark gray

www.wago.com/726-902

Marker
Item no.: 2009-115

WMB-Inline; for Smart Printer; 1500 pieces on roll; stretchable 5 - 5.2 mm; plain; snap-on type; white

www.wago.com/2009-115**Item no.: 793-5501/000-007**

WMB marking card; as card; for terminal block width 5 - 17.5 mm; stretchable 5 - 5.2 mm; plain; snap-on type; gray

www.wago.com/793-5501/000-007**Item no.: 793-5501/000-012**

WMB marking card; as card; for terminal block width 5 - 17.5 mm; stretchable 5 - 5.2 mm; plain; snap-on type; orange

www.wago.com/793-5501/000-012**Item no.: 793-5501/000-014**

WMB marking card; as card; for terminal block width 5 - 17.5 mm; stretchable 5 - 5.2 mm; plain; snap-on type; brown

www.wago.com/793-5501/000-014**Item no.: 793-5501/000-017**

WMB marking card; as card; for terminal block width 5 - 17.5 mm; stretchable 5 - 5.2 mm; plain; snap-on type; light green

www.wago.com/793-5501/000-017**Item no.: 793-5501/000-023**

WMB marking card; as card; for terminal block width 5 - 17.5 mm; stretchable 5 - 5.2 mm; plain; snap-on type; green

www.wago.com/793-5501/000-023**Item no.: 793-5501/000-024**

WMB marking card; as card; for terminal block width 5 - 17.5 mm; stretchable 5 - 5.2 mm; plain; snap-on type; violet

www.wago.com/793-5501/000-024**Item no.: 793-5502**

WMB marking card; as card; MARKED; 1 ... 10 (10x); stretchable 5 - 5.2 mm; Horizontal marking; snap-on type; white

www.wago.com/793-5502**Item no.: 793-5566**

WMB marking card; as card; MARKED; 1 ... 50 (2x); stretchable 5 - 5.2 mm; Horizontal marking; snap-on type; white

www.wago.com/793-5566**Item no.: 793-5501/000-005**

WMB marking card; as card; for terminal block width 5 - 17.5 mm; stretchable 5 - 5.2 mm; plain; snap-on type; red

www.wago.com/793-5501/000-005**Item no.: 793-5501/000-002**

WMB marking card; as card; for terminal block width 5 - 17.5 mm; stretchable 5 - 5.2 mm; plain; snap-on

www.wago.com/793-5501/000-002

Subject to changes. Please also observe the further product documentation!

WAGO GmbH & Co. KG

Hansastr. 27

32423 Minden

Phone: +49571 887-0 | Fax: +49571 887-169

Email: info.de@wago.com | Web: www.wago.com

Do you have any questions about our products?

We are always happy to take your call at +49 (571) 887-44222.



type; yellow

Item no.: 793-5501/000-006

WMB marking card; as card; for terminal block width 5 - 17.5 mm; stretchable 5 - 5.2 mm; plain; snap-on type; blue www.wago.com/793-5501/000-006

Item no.: 793-5501

WMB marking card; as card; for terminal block width 5 - 17.5 mm; stretchable 5 - 5.2 mm; plain; snap-on type; white www.wago.com/793-5501

Downloads

Documentation

Bid Text

726-322 docx - Datei	2019 年2月21 日	docx 15.0 kB	Download
-------------------------	--------------	-----------------	----------

726-322 X81 - Datei	2019 年2月19 日	xml 3.5 kB	Download
------------------------	--------------	---------------	----------

Additional Information

		pdf 2.3 MB	Download
--	--	---------------	----------

CAD/CAE-Data

CAD data

2D/3D Models 726-322		URL	Download
----------------------	--	-----	----------

CAE data

EPLAN Data Portal 726-322		URL	Download
---------------------------	--	-----	----------

WSCAD Universe 726-322		URL	Download
------------------------	--	-----	----------

ZUKEN Portal 726-322		URL	Download
----------------------	--	-----	----------

Environmental Product Compliance

Compliance Search

Environmental Product Compliance 726-322		URL	Download
--	--	-----	----------

Subject to changes. Please also observe the further product documentation!

Matrix patchboard; 32-pole; Marking 33-64; Colors of modules: gray/white; Module marking, side 1 and 2 vertical; for 19" racks; 1,50 mm²; dark gray

Installation Notes

Conductor termination




CAGE CLAMP® connection

Inserting a conductor via 210-719 Operating Tool (2.5 x 0.4 mm blade).



CAGE CLAMP® connection

Terminating ferruled conductors via operating tool.



Ferrules

Conductor termination

Subject to changes. Please also observe the further product documentation!




Inserting an insulation stop into conductor entry holes of matrix patchboards.



Insulation stop is in place.


Testing



Testing with a 2.3 mm \varnothing test plug (210-137).



Snapping on an additional module with contact to mounting frame.



Assembling a matrix patchboard with additional module – direct connection to the mounting frame.

Subject to changes. Please also observe the further product documentation!



Installation example:

Matrix patchboards in a frame



Installation example:

Matrix patchboards in a 19" rack

Marking



Factory-marked modules (Side 1: 1, 2, 3, 4 ...)



Individual group marking via WMB Multi Marking System

Subject to changes. Please also observe the further product documentation!