


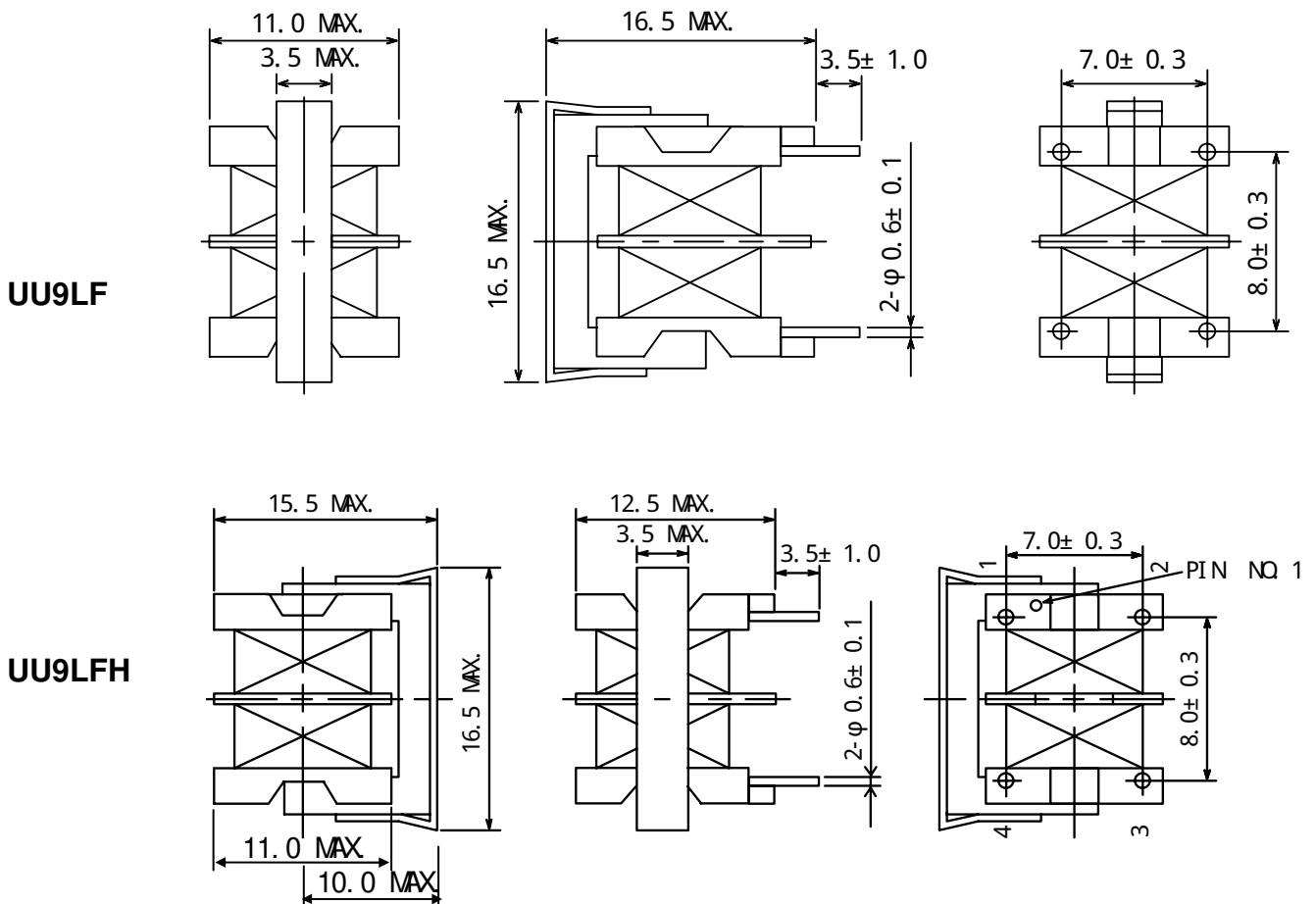
Type: UU9LF, UU9LFH

◆ Product Description

- 16.5× 11.0mm Max.(L× W), 16.5mm Max. Height. (UU9LF)
- 16.5× 15.5mm Max.(L× W), 12.5mm Max. Height. (UU9LFH)
- Inductance range: 0.47mH ~ 10mH
- Rated current range: 0.2 ~ 1.0A
- In addition to the standard versions of parameters shown here, custom designs are available to meet your exact requirements.


◆ Feature

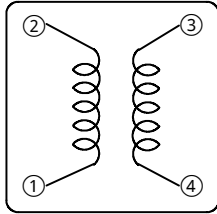
- Ideally used in Multi-function telephone, AC adapter, Fax, Small size fluorescent light, VCR, TV as AC line common mode chokes.
- RoHS Compliance

◆ Dimensions (mm)


- * Dimension does not include solder used on coil.
- * Terminal pitch is measured at the base.(not from tip of the pin)

Type: UU9LF, UU9LFH

◆ Schematics (Bottom)



- * Winding start is #1, #4 or #2, #3 .
- * #1, #2 : should be same polarity.

◆ Specification(UU9LF)

NO.	Part No.	Stamp	Inductance(mH) (1-2)(4-3) Min. 1kHz	Inductance Balance [MAX.] (μ H)	D.C.R. (Ω) [MAX.] (1-2)(4-3) (at 20°C)	Rated current (mA)※ 1
01	UU9LFNP-B-B471	B471	0.47	25	0.15	1000
02	UU9LFNP-B-B681	B681	0.68	25	0.25	850
03	UU9LFNP-B-B1Ø2	B102	1.0	50	0.35	700
04	UU9LFNP-B-B222	B222	2.2	50	0.7	500
05	UU9LFNP-B-B392	B392	3.9	100	1.2	380
06	UU9LFNP-B-B472	B472	4.7	100	1.6	340
07	UU9LFNP-B-B682	B682	6.8	150	2.5	250
08	UU9LFNP-B-B1Ø3	B103	10.0	200	4.0	200

◆ Specification(UU9LFH)

NO.	Part No.	Stamp	Inductance [MIN.](mH) (1-2)(4-3) 1kHz	Inductance Balance [MAX.] (μ H)	D.C.R. (Ω) [MAX.] (1-2)(4-3) (at 20°C)	Rated current (mA)※ 1
01	UU9LFHNP-HB471	HB471	0.47	25	0.15	1000
02	UU9LFHNP-HB681	HB681	0.68	25	0.25	850
03	UU9LFHNP-HB1Ø2	HB102	1.0	50	0.35	700
04	UU9LFHNP-HB222	HB222	2.2	50	0.7	500
05	UU9LFHNP-HB392	HB392	3.9	100	1.2	380
06	UU9LFHNP-HB472	HB472	4.7	100	1.6	340
07	UU9LFHNP-HB682	HB682	6.8	150	2.5	250
08	UU9LFHNP-HB1Ø3	HB103	10.0	200	4.0	200

※ 1. Rated current: The DC current at which the temperature rise is $\Delta t = 40^\circ\text{C}$. ($T_a = 20^\circ\text{C}$).