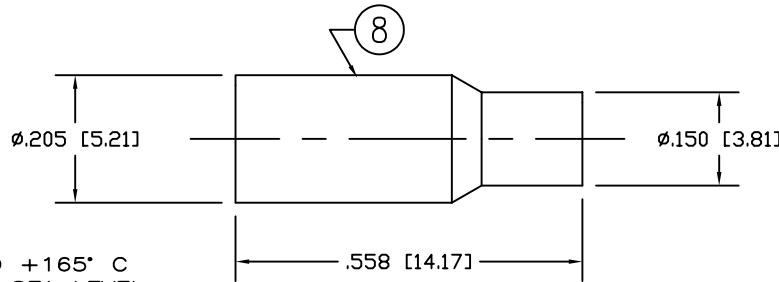
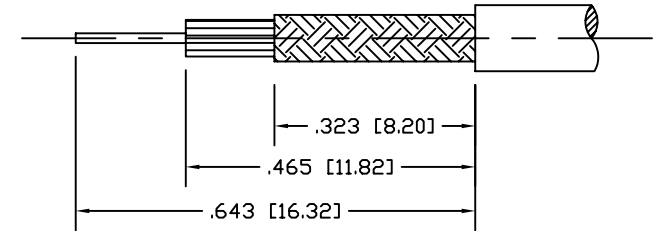
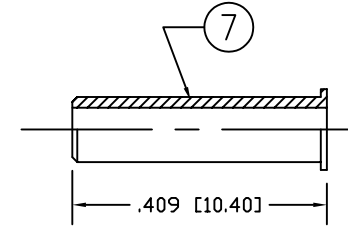
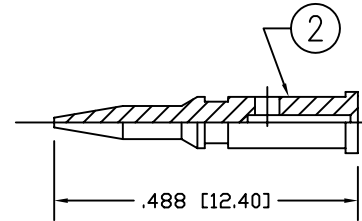
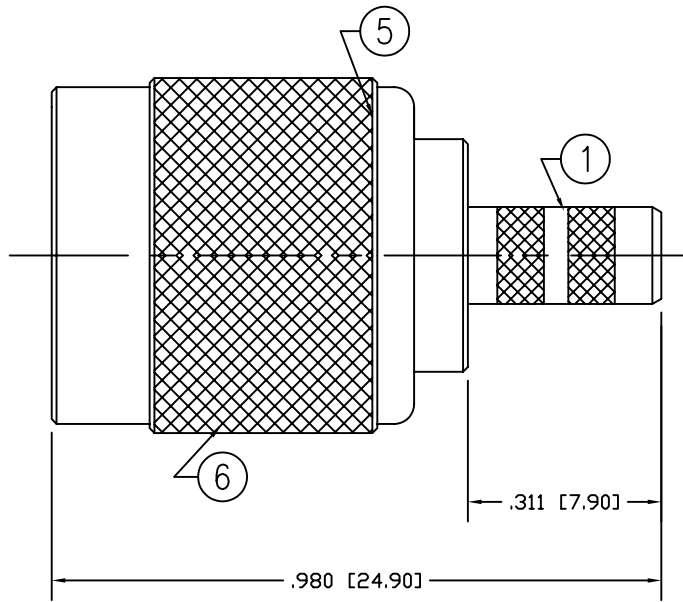


ALL DIMENSIONS ARE REFERENCE ONLY.

PART NO.

**RFT-1202-3**

REV	DESCRIPTION	DWN	DATE	APPROVED
A1	ENGINEERING RELEASE	JDM	4/25/93	J. BENZ
B	CHANGES THROUGH TO STANDARDIZE	KMM	7/24/96	R. RICE
C	ADD BODY OD DIM / CHG DIE, OD & FER STUD ID	CZS	6/22/99	R. RICE
D	CHANGED FERRULE STUD/INSERT CONFIGURATION	JDM	8/02/00	JDMc



**SPECIFICATIONS:**

IMPEDANCE: 50 OHMS  
 TEMPERATURE RANGE: -65° C TO +165° C  
 WORKING VOLTAGE: 500 VRMS @ SEA LEVEL  
 FREQUENCY RANGE: 0-7 GHz  
 INSERTION LOSS: <math><-.2\text{dB}</math> @ 3 GHz  
 VSWR MAX: 1.3:1 @ 3 GHz

SUGGESTED STRIPPING INSTRUCTIONS

SUGGESTED CRIMP DIES .068 / .130 / .178

NOTE: ITEM 7 IS PLACED OVER CABLE INSULATION BEFORE PIN IS SOLDERED/CRIMPED.

1	BODY	1	BRASS	NICKEL, 100 Micro	000486	
2	PIN	1	BRASS	GOLD, 30 Micro		
3	INSULATOR	1	PTFE	---		
4	GASKET	1	RUBBER	---		
5	GRND RING	1	BRASS	NICKEL, 100 Micro		
6	COUPLING NUT	1	BRASS	NICKEL, 100 Micro		
7	INSERT	1	BRASS	NICKEL, 100 Micro		
8	FERRULE	1	BRASS	NICKEL, 100 Micro		
9	SPLIT LOCK WASH	1	BRASS	NICKEL, 100 Micro		
10					DRAWN	
11					D. McREYNOLDS	
12					CHECKED	
13					ORJ DRAWN	
14					JDMc	
#	DESCRIPTION	QTY	MATRL.	FINISH	APPROVALS	DATE

000486
12/7/00
12/7/00

UNLESS OTHERWISE SPECIFIED:

- REMOVE ALL BURRS
- BREAK ALL CORNERS & EDGES .005 R. MAX.
- CHAMFER 1ST & LAST THREADS 45°
- SURFACE ROUGHNESS 63 FINISH MIL-STD-10
- DIAMETERS ON COMMON CENTERS TO BE CONCENTRIC WITHIN .002 T.I.R.
- ALL DIMENSIONS ARE AFTER PLATING.

DIMENSIONS ARE IN INCHES AND [MILLIMETERS]  
 UNLESS OTHERWISE NOTED TOLERANCES ARE:

DECIMALS	DIAMETER
.xxx±.003 [.08]	.xxx±.001 [.03]
.xx±.005 [.13]	.xx±.003 [.08]

7610 MIRAMAR RD  
 SAN DIEGO, CA 92126  
 (858)549-6340  
 (858)549-6345 FAX

**RF connectors**  
 DIVISION OF RF INDUSTRIES, LTD.

## TNC PLUG

CRIMP, (FOR RG-174, RG-188, RG-316/U)

SIZE <b>A</b>	CABLE GROUP <b>B</b>	DWG NO. <b>RFT-1202-3</b>	REV <b>D</b>
------------------	-------------------------	------------------------------	-----------------

SCALE: NTS      CAD FILE OUTLINE      SHEET 1 OF 1