

DEVICE COUNT
XELTEK SUPERPRO Now
Supports over
25,715 Devices
Click here to see the
complete device list



Product Search: [Go](#) [Advanced search](#)

Products



Socket Adapter: QFP(1)

Xeltek Socket Adapters: QFP

[Back to Socket Adapter page](#)

- ❖ SuperPro 3000U
- ❖ SuperPro 3000U-100
- ❖ SuperPro 3000U Cluster
- ❖ SuperPro 580U
- ❖ SuperPro 280U
- ❖ SuperPro LX
- ❖ SuperPro Z
- ❖ SuperPro 9000U
- ❖ Legacy Products
- ❖ Socket Adapters
- ❖ EPROM Erasers


SA:QFPN8

Part #	Bottom PCB	W* L(mm)	Pitch	Pin #	Price
SA683 	B006	5.0*6.0	1.27	8	\$495.00
SA684 	B006	8.0*6.0	1.27	8	\$495.00


Applications


- ❖ Programmer Comparison
- ❖ PIC Programming
- ❖ Flash Programming
- ❖ Nand Flash Programming
- ❖ EPROM Programming
- ❖ In-System Programming
- ❖ Gang Programming
- ❖ High Volume Production
- ❖ BGA Adapters

SA:QFN20




Part #	Bottom PCB	W* L(mm)	Pitch	Pin #	Price
SA692 	B006	4.0*4.0	0.50	-	\$195.00

SA:TQFP32

Part #	Bottom PCB	W* L(mm)	Pitch	Pin #	Price
SA636 	B003	7.0*7.0	0.80	32	\$185.00
SA663					



	B005	7.0*7.0	0.80	32	\$185.00
---	------	---------	------	----	----------

SA:QFP44

Part #	Bottom PCB	W* L(mm)	Pitch	Pin #	Price
SA021 	B004	10* 10	0.80	44	\$225.00
SA245A 	B005	10* 10	0.80	44	\$225.00
SA245A-B4401 	B4401	10* 10	0.80	44	\$225.00
SA245A-B4402 	B4402	10* 10	0.80	44	\$225.00
SA675 	B005	10* 10	0.80	44	\$225.00
SA675-B4402 	B4402	10* 10	0.80	44	\$225.00
SA679 	B005	14* 14	0.80	44	\$225.00

SA:QFP48



Part #	Bottom PCB	W* L(mm)	Pitch	Pin #	Price
--------	------------	----------	-------	-------	-------

<u>SA248</u> 	B005	7.0*7.0	0.50	48	\$235.00
<u>SA671</u> 	B005	10*10	0.65	48	\$235.00

SA:QFP52

Part #	Bottom PCB	W* L(mm)	Pitch	Pin #	Price
<u>SA662</u> 	PEP	10*10	0.65	52	\$185.00
<u>SA662-B042</u> 	B042	10*10	0.65	52	\$185.00
<u>SA673</u> 	PEP	10*10	0.65	52	\$235.00

SA:QFP64

Part #	Bottom PCB	W* L(mm)	Pitch	Pin #	Price
<u>S616</u> 	PEP	10*10	0.50	64	\$245.00
<u>S621</u> 	PEP	14*14	0.80	64	\$245.00
<u>S625A</u>	PEP	14*14	0.80	64	\$245.00

					
S618 	PEP	14*20	1.00	64	\$245.00
SA668-B050A 	B050A	14*14	0.80	64	\$245.00
SA680 	PEP	12*12	0.65	64	\$245.00
TA011 	B006	14*14	0.80	64	\$255.00

[Contact Us](#) | [Home](#) | [Download](#) | [Support](#) | [Distributors](#) | [Resource](#)
[Terms & Conditions](#) | [Privacy statement](#) | [Restrictions & Compliance](#)
 Cop