

OMNIMATE Power - series WGK WGK 16/Z BK BX

Weidmüller Interface GmbH & Co. KG
 Klingenbergstraße 16
 D-32758 Detmold
 Germany
 Fon: +49 5231 14-0
 Fax: +49 5231 14-292083
 www.weidmueller.com



The WGK finger-proof-insulated enclosures are especially suitable as industrial electronic enclosures for frequency converters, power supplies or filter components which offer a convenient and reliable form of connection internally and externally. To match the wire guides to the installation requirements in the best possible way, Weidmüller offers two versions with horizontal (WGK) and vertical (WGKV) outlet directions.

General ordering data

| | |
|--------------|---|
| Type | WGK 16/Z BK BX |
| Order No. | 244060000 |
| Version | OMNIMATE Power - series WGK, Feedthrough terminal, Rated cross-section: 16 mm ² , Wemid (PA) |
| GTIN (EAN) | 4050118468243 |
| Qty. | 50 pc(s). |
| Product data | IEC: 500 V / 76 A / 0.5 - 25 mm ² UL: 600 V / 85 A / AWG 20 - AWG 4 |
| Packaging | Box |

**OMNIMATE Power - series WGK
WGK 16/Z BK BX**

Weidmüller Interface GmbH & Co. KG
 Klingenbergstraße 16
 D-32758 Detmold
 Germany
 Fon: +49 5231 14-0
 Fax: +49 5231 14-292083
 www.weidmueller.com

Technical data**Dimensions and weights**

| | |
|------------|--------|
| Net weight | 33.6 g |
|------------|--------|

System parameters

| | | | |
|----------------------------|-----------------------------|--|------------------|
| Product family | OMNIMATE Power - series WGK | Wire connection method | Screw connection |
| Conductor outlet direction | 180° | Fitted by customer | Yes |
| Screwdriver blade | 1.0 x 5.5 | Tightening torque, min. | 2 Nm |
| Tightening torque, max. | 2.3 Nm | Clamping screw | M 5 |
| Stripping length | 16 mm | Touch-safe protection acc. to DIN VDE 0470 | IP 20 |

Material data

| | | | |
|---------------------------------------|------------|---------------------------------------|--------|
| Insulating material | Wemid (PA) | Colour | Black |
| Colour chart (similar) | RAL 9011 | UL 94 flammability rating | V-0 |
| Contact material | E-Cu | Contact surface | tinned |
| Storage temperature, min. | -25 °C | Storage temperature, max. | 55 °C |
| Max. relative humidity during storage | 80 % | Operating temperature, min. | -50 °C |
| Operating temperature, max. | 120 °C | Temperature range, installation, min. | -25 °C |
| Temperature range, installation, max. | 120 °C | | |

Conductors suitable for connection

| | | | |
|---|---------------------|---|--------------------|
| Clamping range, min. | 0.5 mm ² | Clamping range, max. | 25 mm ² |
| Wire connection cross section AWG, min. | AWG 20 | Wire connection cross section AWG, max. | AWG 4 |
| Solid, min. H05(07) V-U | 0.5 mm ² | Solid, max. H05(07) V-U | 16 mm ² |
| Stranded, min. H07V-R | 10 mm ² | Stranded, max. H07V-R | 25 mm ² |
| Flexible, min. H05(07) V-K | 0.5 mm ² | Flexible, max. H05(07) V-K | 16 mm ² |
| w. wire end ferrule, DIN 46228 pt 1, min. | 0.5 mm ² | w. wire end ferrule, DIN 46228 pt 1, max. | 16 mm ² |

Rated data acc. to IEC

| | | | |
|---|------------------------|--|-------|
| tested acc. to standard | IEC 60664-1, IEC 61984 | Rated current, min. no. of poles (Tu=20°C) | 76 A |
| Rated current, max. no. of poles (Tu=20°C) | 76 A | Rated voltage for surge voltage class / pollution degree III/3 | 500 V |
| Rated impulse voltage for surge voltage class/ contamination degree III/3 | 6 kV | | |

Rated data acc. to CSA

| | | | |
|-------------------------------|--------|-------------------------------|-------|
| Rated voltage (Use group B) | 600 V | Rated voltage (Use group C) | 600 V |
| Rated current (use group B) | 85 A | Rated current (use group C) | 85 A |
| Wire cross-section, AWG, min. | AWG 20 | Wire cross-section, AWG, max. | AWG 4 |


Data sheet

**OMNIMATE Power - series WGK
WGK 16/Z BK BX**

Weidmüller Interface GmbH & Co. KG
Klingenbergstraße 16
D-32758 Detmold
Germany
Fon: +49 5231 14-0
Fax: +49 5231 14-292083
www.weidmueller.com

Technical data

Rated data acc. to UL 1059

| | | | |
|-------------------------------|---|-------------------------------|--------|
| Institute (cURus) |  | Certificate No. (cURus) | E60693 |
| Rated voltage (use group B) | 600 V | Rated voltage (use group C) | 600 V |
| Rated current (use group B) | 85 A | Rated current (use group C) | 85 A |
| Wire cross-section, AWG, min. | AWG 20 | Wire cross-section, AWG, max. | AWG 4 |
| Reference to approval values | Specifications are maximum values, details - see approval certificate. | | |

Classifications

| | | | |
|------------|-------------|------------|-------------|
| ETIM 6.0 | EC001283 | eClass 6.2 | 27-14-11-34 |
| eClass 9.1 | 27-14-11-34 | | |

Notes

- Notes
- Clearance and creepage distances to other components must be devised in accordance with the relevant application standard. This can be achieved in the device by full encapsulation or by the use of additional spacer plates.
 - Rated data refer only to the component itself. Clearance and creepage distances to other components are to be designed in accordance with the relevant application standards.
 - Colours: SW = black; GN/YL = green/yellow; GY = grey
 - Additional colours on request
 - WGK: Rated voltage plastic walls: 1 - 6 mm = 800 V; metal walls: 1 - 2.5 mm = 800 V; metal walls: 2.5 - 4 mm = 690 V; metal walls: 4 - 6 mm = 500 V

Approvals

| | |
|-----------|---|
| Approvals |  |
| ROHS | Conform |

Downloads

| | |
|---|---|
| Approval/Certificate/Document of Conformity | Declaration of the Manufacturer |
| Brochure/Catalogue | FL DRIVES EN MB DEVICE MANUF. EN FL DRIVES DE FL_BASE_STATION_EN FL ELEVATOR EN FL POWER SUPPLY EN FL 72H SAMPLE SER EN PO OMNIMATE EN |
| Engineering Data | STEP |

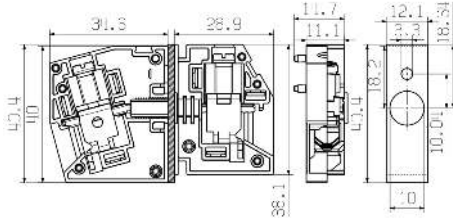
Data sheet

**OMNIMATE Power - series WGK
WGK 16/Z BK BX**

Weidmüller Interface GmbH & Co. KG
Klingenbergstraße 16
D-32758 Detmold
Germany
Fon: +49 5231 14-0
Fax: +49 5231 14-292083
www.weidmueller.com

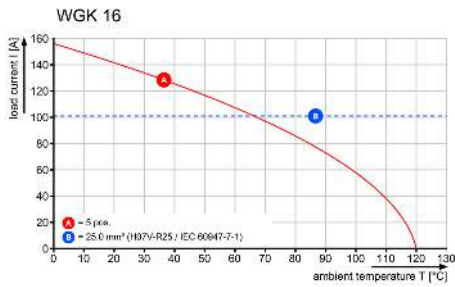
Drawings

Dimensional drawing



WGK 16/Z...

Graph



Graph

