

Capacity (25°C)	20HR (0.50A, 5.25V) = 10.0AH 10HR (0.96A, 5.25V) = 9.60AH 5HR (1.80A, 5.25V) = 9.00AH 1HR (5.99A, 5.25V) = 5.99AH
Operating Temperature Range	Charge = 0°C to 45°C Discharge = -15°C to 50°C Storage = -15°C to 40°C
Approx. Weight	1.55Kg
Internal Resistance	Fully charged at 25°C : ≤ 18mΩ
Self Discharge	2% per month at (25°C)
Capacity Affected by Temp. (20HR)	40°C = 102% 25°C = 100% 0°C = 85% -15°C = 65%
Charge Voltage (25°C)	Cycle Use = 7.20 - 7.35V (-15mV/°C) Max Current = 3.0A Float Use = 6.75V-6.90V (-10mV/°C)
Dimensions (Nominal)	Length: 151mm (5.94 in.) Width: 50mm (1.97 in.) Height: 94mm (3.70 in.) Total Height: 100mm (3.94 in.)

- Completely sealed, maintenance-free, low self-discharge
- State of the art AGM and grid alloy formula technology
- Non-spillable, stable quality and high reliability with excellent re-charging performance
- Floating and standby use up to: 5 years
- Cycle use: Up to 260 cycles at 100% DoD
- Cycle use : Up to 500 Cycles at 50% DoD
- Container and Cover Material – ABS UL94-HB (optional UL94-V0)
- Transportation - D.O.T., I.A.T.A. & F.A.A.

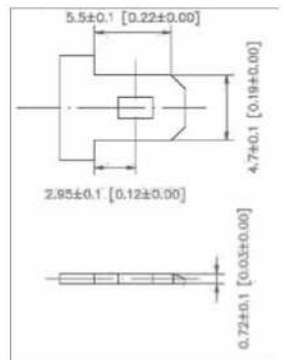
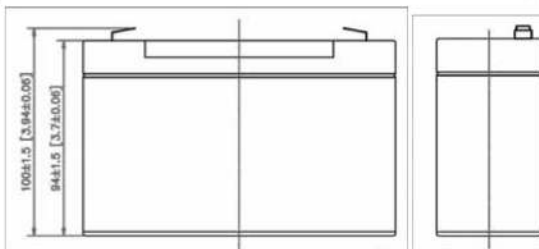
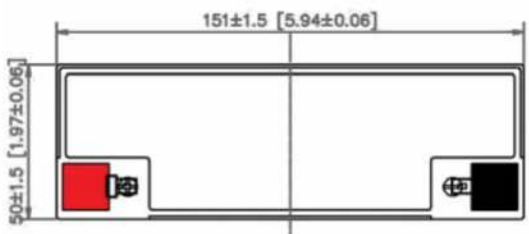


■ APPLICATIONS

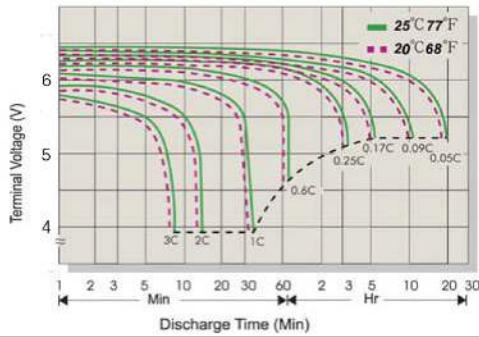
Multipurpose	Alarm & Security System	DC Power Supply
Telecommunications	Comm. Power Supply	Auto Control System
UPS	Elec. Power System (EPS)	Traffic Control Signaling
Medical Equipment	Emergency Backup Power	Emergency Lighting

Terminal Type

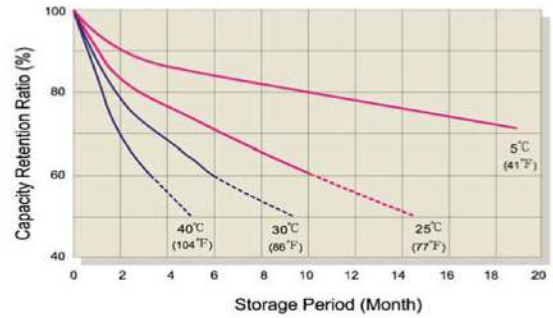
- Terminal F1



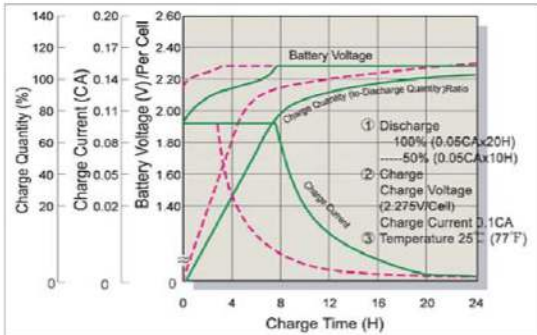
Terminal Voltage (V) & Discharge Time



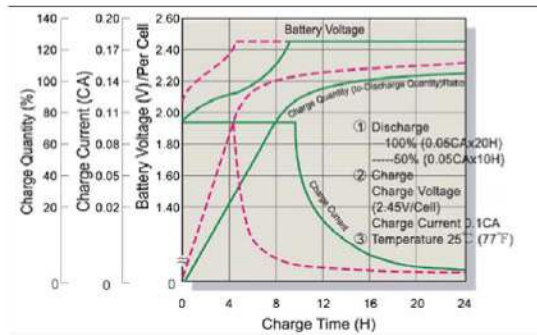
Capacity Retention Characteristic



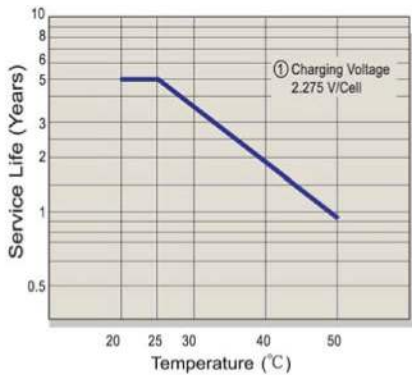
Battery Voltage & Charge Time For Standby Use



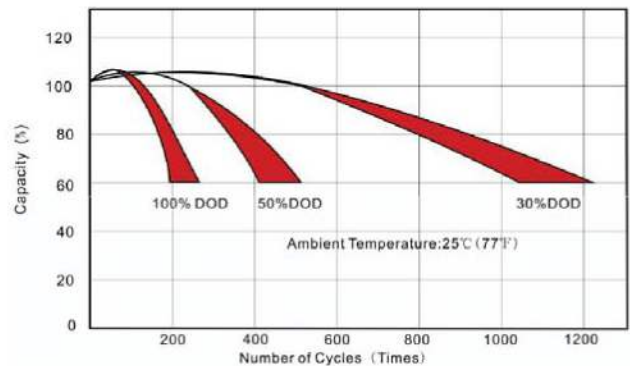
Battery Voltage & Charge Time for Cycle Use



Float Service Life



Cycle Service Life



Constant Current Discharge (A) at 25°C (77°F)

F.V/Time	5min	10min	15min	30min	1h	2h	3h	4h	5h	8h	10h	20h
1.85V/Cell	27.58	20.37	14.77	9.94	5.77	3.31	2.53	2.019	1.733	1.413	0.927	0.482
1.80V/Cell	28.11	20.76	15.05	10.13	5.88	3.37	2.58	2.058	1.767	1.440	0.944	0.491
1.75V/Cell	28.63	21.15	15.34	10.32	5.99	3.43	2.62	2.096	1.800	1.467	0.962	0.500
1.70V/Cell	31.21	22.42	16.26	10.74	6.10	3.49	2.67	2.133	1.831	1.493	0.979	0.509
1.67V/Cell	34.36	24.32	17.64	11.34	6.16	3.53	2.70	2.156	1.851	1.509	0.990	0.514
1.60V/Cell	37.22	25.59	18.56	11.82	6.23	3.57	2.73	2.179	1.871	1.525	1.000	0.520

Constant Power Discharge (W) at 25°C (77°F)

F.V/Time	5min	10min	15min	30min	1h	2h	3h	4h	5h	8h	10h	20h
1.85V/Cell	53.78	39.72	28.81	19.39	11.25	6.45	4.93	3.94	3.38	2.76	1.81	0.94
1.80V/Cell	54.81	40.48	29.36	19.76	11.47	6.57	5.02	4.01	3.44	2.81	1.84	0.96
1.75V/Cell	55.84	41.24	29.91	20.13	11.68	6.69	5.12	4.09	3.51	2.86	1.88	0.98
1.70V/Cell	60.86	43.72	31.70	20.93	11.89	6.81	5.21	4.16	3.57	2.91	1.91	0.99
1.67V/Cell	67.00	47.43	34.39	22.10	12.01	6.88	5.26	4.20	3.61	2.94	1.93	1.00
1.60V/Cell	72.59	49.90	36.19	23.05	12.14	6.96	5.32	4.25	3.65	2.97	1.95	1.01