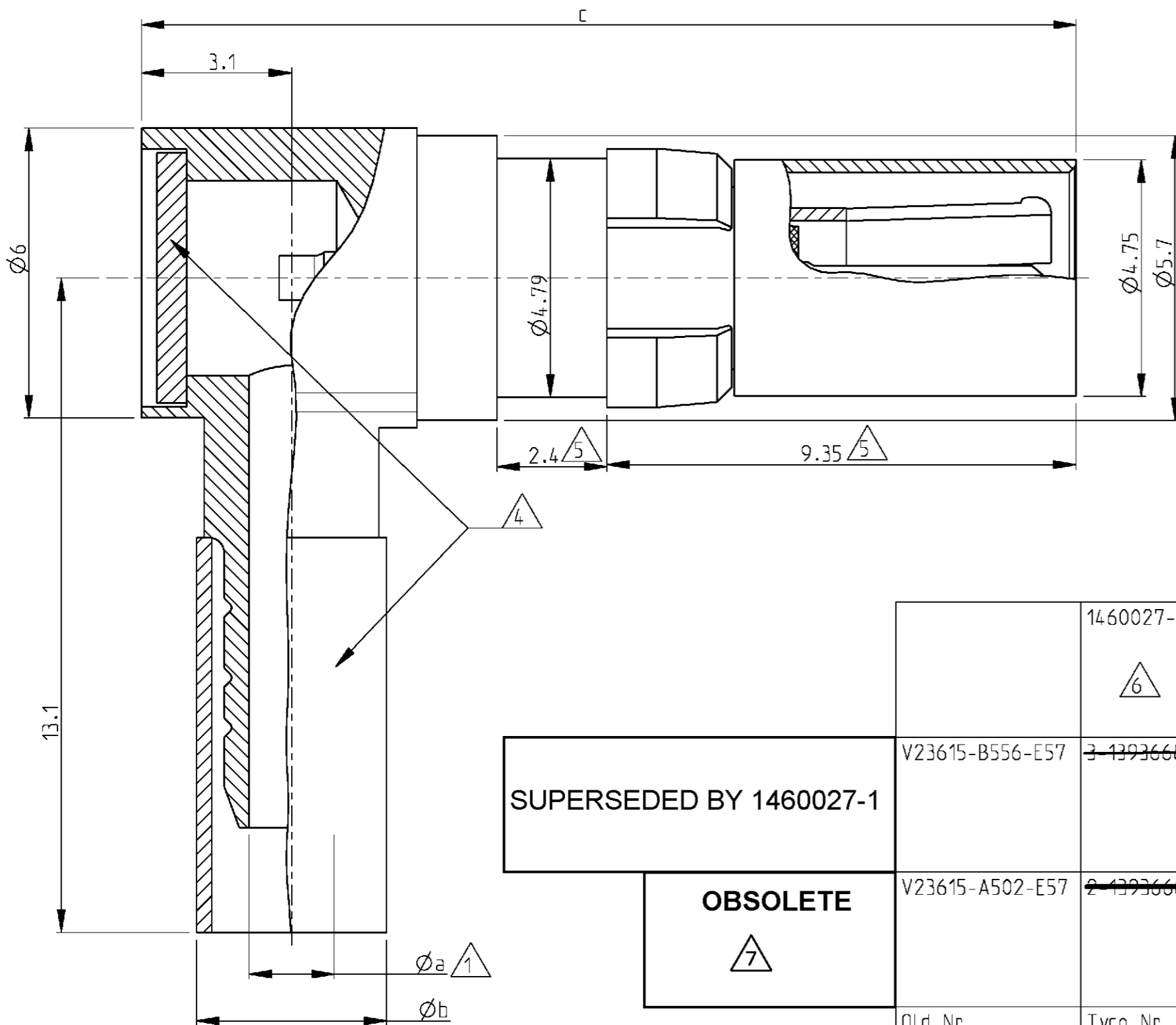
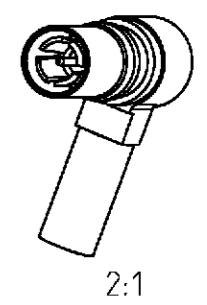


THIS DRAWING IS UNPUBLISHED. RELEASED FOR PUBLICATION 2000  
 © COPYRIGHT 2000 BY TYCO ELECTRONICS CORPORATION. ALL RIGHTS RESERVED.

LOC	DIST	REVISIONS			
P	LTR	DESCRIPTION	DATE	DWN	APVD
GW	-	A1	SR10-0146-01	09APR2001	CM KM
		A2	REVISED PER ECO-09-026495	NOV09	KK AEG



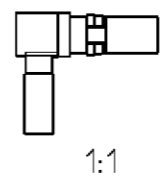
- 7 OBSOLETE PARTS: OBSOLETE CIS STREAMLINING PER D.RENAUD/D.SINISI
  - 6 packed in tray
  - 5 Measured with spring moved towards mating face
  - 4 Supplied as loose part
3. Application : DIN 41612 Type M  
 2. Mating face according to DIN 41626 Part 2  
 1. Minimum dimension  
 All dimensions are max dimensions unless otherwise specified



**SUPERSEDED BY 1460027-1**

**OBSOLETE**

Old Nr	Tyco Nr	Cable Type	Dim a	Dim b	Dim c	Description	Material	Plating
	1460027-1	RG179 B/U L910/22	1.7	3.8	23.7	Dielectric	PTFE	
						Outer Con.	CuBe	1µm Au min in Contact area
						Center Con.	Brass	1µm Au min in contact area
	V23615-B556-E57	RG179 B/U L910/22	1.7	3.85	23.7	Dielectric	PTFE	
						Outer Con.	Cu Be	1µm Au min in contact area
						Center Con.	Brass	1µm Au min in contact area
	V23615-A502-E57	RG179 B/U L910/22	1.7	3.85	18.7	Dielectric	PTFE	
						Outer Con.	Cu Be	1µm Au min in contact area
						Center Con.	Brass	1µm Au min in contact area



THIS DRAWING IS A CONTROLLED DOCUMENT FOR TYCO ELECTRONICS CORPORATION. IT IS SUBJECT TO CHANGE AND THE CONTROLLING ENGINEERING ORGANIZATION SHOULD BE CONTACTED FOR THE LATEST REVISION.

DIMENSIONS: mm	TOLERANCES UNLESS OTHERWISE SPECIFIED:	DWN MOROBE 03APR2001	Tyco Electronics Oostkamp - Belgium
		CHK MATTHEEUWS 9apr2001	
		APVD BOZZER 9APR2001	
		PRODUCT SPEC 108-71032	NAME BULKHEAD PLUG WITH ANGLE CABLE CONNECTION 1.0/2.3 INSERT 75 Ohm
		APPLICATION SPEC 114-71014	
MATERIAL -	FINISH -	WEIGHT -	SIZE A3 CAGE CODE 00779 DRAWING NO C-2-1393668-4 RESTRICTED TO -
			SCALE 10/1 SHEET 1 OF 1 REV A2