

Device connector, front mounting - CA-17P1NC22S00 - 1619904

Please be informed that the data shown in this PDF Document is generated from our Online Catalog. Please find the complete data in the user's documentation. Our General Terms of Use for Downloads are valid (<http://phoenixcontact.com/download>)



Device connector for front wall, straight, shielded: yes, SPEEDCON locking, M23, Number of positions: 17, Type of contact: Male connector, Solder-in connection, Flat gasket, 4x Ø3.2, Flange dimensions: 25 mm x 25 mm

The figure shows the 12-pos. product version



Key Commercial Data

Packing unit	1 pc
Custom tariff number	85366990
Country of origin	Germany

Technical data

Temperature range

Ambient temperature (operation)	-40 °C ... 125 °C
---------------------------------	-------------------

Dimensions

free solder pin length	17.5 mm
------------------------	---------

Data of the insulating body

Coding	N
Insulator material	PBT
Contact material	CuZn
Contact surface material	Ni/Au
Contact connection method	Solder-in connection
Type of contacts	Male connector
Number of positions	17
Contact diameter of power contacts	1 mm
Nominal current per power contact at 25°C	8 A
Nominal voltage, power contact	150 V
Overvoltage category	II

Device connector, front mounting - CA-17P1NC22S00 - 1619904

Technical data

Data of the insulating body

Degree of pollution	3
---------------------	---

Housing data

Housing material	CuZn
Flange dimensions	25 mm x 25 mm
Type of locking	SPEEDCON locking
Degree of protection (when plugged in)	IP67
Thread type	M23

Classifications

eCl@ss

eCl@ss 4.0	272607xx
eCl@ss 4.1	27260701
eCl@ss 5.0	27143424
eCl@ss 5.1	27143424
eCl@ss 6.0	27143424
eCl@ss 7.0	27440209
eCl@ss 8.0	27440103

ETIM

ETIM 3.0	EC001121
ETIM 4.0	EC002635
ETIM 5.0	EC002061

UNSPSC

UNSPSC 6.01	43172015
UNSPSC 7.0901	43201404
UNSPSC 11	43172015
UNSPSC 12.01	43201404
UNSPSC 13.2	43201404

Approvals

Approvals

Approvals

UL Recognized / cUL Recognized / EAC / cULus Recognized


Device connector, front mounting - CA-17P1NC22S00 - 1619904


Approvals

Ex Approvals


Approvals submitted

Approval details

UL Recognized 	
mm ² /AWG/kcmil	18
Nominal current I _N	8 A
Nominal voltage U _N	150 V

cUL Recognized 	
mm ² /AWG/kcmil	18
Nominal current I _N	5 A
Nominal voltage U _N	150 V

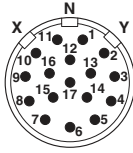
EAC

cULus Recognized 	
--	--

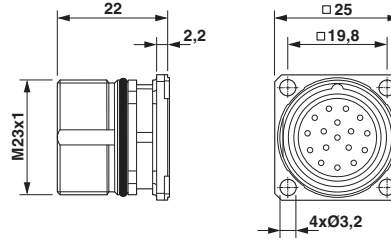
Drawings

Device connector, front mounting - CA-17P1NC22S00 - 1619904

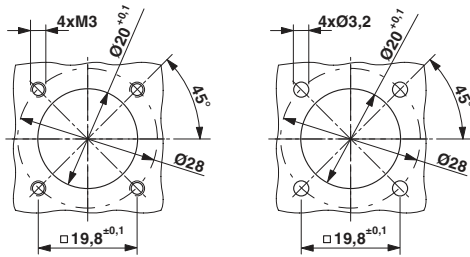
Schematic diagram



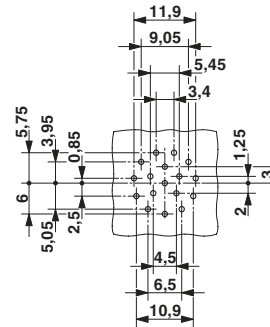
Dimensional drawing



Dimensional drawing



Drilling diagram



Installation dimensions

17-pos.