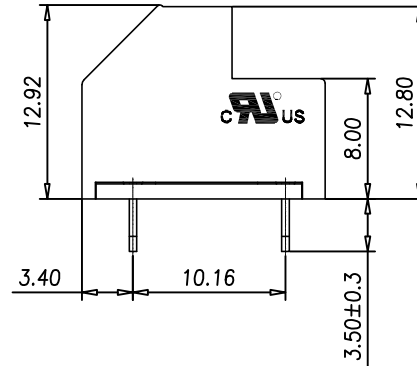
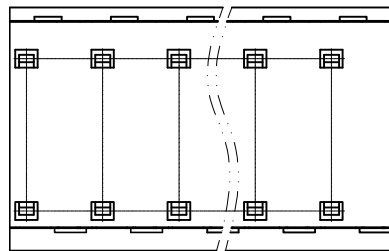
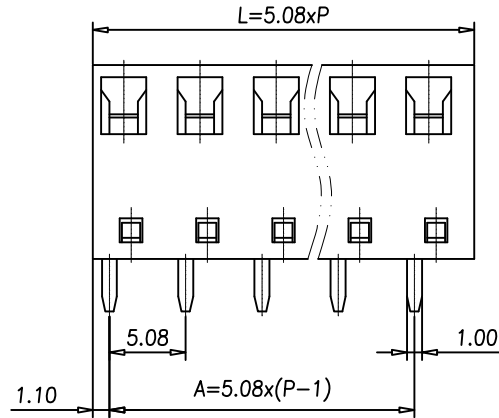
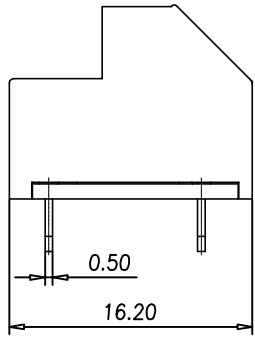
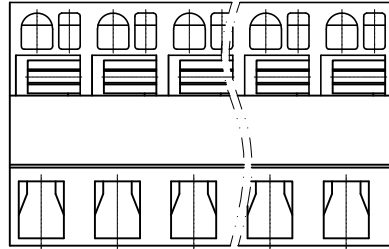


Transfer or duplication of this document as well as the utilisation or communication of its content are not permitted unless express consent is granted. Violations give rise to claims for damages. All rights reserved in case of patent, utility model or design patent registrations.



Technical data

- 1.Nominal voltage: 300V/15A  
PITCH:5.08mm
- 2.Connection Capacity: 24-14AWG
3. Wire Strip length: 9-10mm
- 4.Insulation Withstanding Voltage:  
AC 2000V/MIN
- 5.Insulation Resistance:  
500MΩ or more at DC500V
- 6.Operating temperature range:-40°C-115°C
- 7.Soldering temperature range:250°C/5sec
- 8.Safety approval:
- 9.RoHS Compliance

Part No.:

**OSTHDXX0080**

- No. of Poles
- 02 2 Poles
  - 03 3 Poles
  - ... ..
  - 24 24 Poles

- COLOR
- 0: Black
  - 2: Red
  - 3: Orange
  - 4: Yellow
  - 5: Green
  - 6: Blue
  - 8: Grey (Standard)

Nonstandard colors  
Mins could apply

Wire Guard	Stainless Steel			
Pin	Brass		Tin Plated	P
Housing	Thermoplastic UL94-V0			1
ITEM	NAME OF PART	MATERIAL	NOTES	
DWG	W.F. Zhang	DATE 2017.03.03	UNITS: MM	SHEET: 1 OF 1
CHK.		DATE	SCALE: NONE 3:1 ( : )	REV: A
APP.		DATE	TITLE: OSTHD Series 5.08mm	
			PART NO.	OSTHDXX0080
			DWG NO.	OSTHDXX0080.dwg
				Tolerance
				X. ±0.50
				X.X ±0.30
				X.XX ±0.10
				X° ±1°

REV	SIGN	DESCRIPTION	CHK.	DATE



ON-SHORE TECHNOLOGY, INC.