




**SPECIFICATION SHEET**

|                                |                                                                                                                                                                                                                                                                                                                                                                                |
|--------------------------------|--------------------------------------------------------------------------------------------------------------------------------------------------------------------------------------------------------------------------------------------------------------------------------------------------------------------------------------------------------------------------------|
| <b>SPECIFICATION SHEET NO.</b> | Q0129 - XP30M00000S418                                                                                                                                                                                                                                                                                                                                                         |
| <b>DATE</b>                    | Jan. 29, 2023                                                                                                                                                                                                                                                                                                                                                                  |
| <b>REVISION</b>                | A0                                                                                                                                                                                                                                                                                                                                                                             |
| <b>DESCRIPTION</b>             | MHz SMD Crystal, L6.0*W3.5*H1.2mm, Glass Seal, 2 Pads, CMG632 series<br>30.000MHz, Tolerance +/-30ppm, Load Capacitor 18pF,<br>Frequency stability +/-30ppm @Operating Temp. Range -40°C ~+85°C,<br>ESR 50 ohm Max, Reflow Profile Condition 260 °C Max.<br>Tape/Reel, 1000pcs/Reel<br>RoHS/RoHS III compliant, RoHS Annex III lead Exemption (exempt per RoHS<br>EU 2015/863) |
| <b>CUSTOMER</b>                |                                                                                                                                                                                                                                                                                                                                                                                |
| <b>CUSTOMER PART NUMBER</b>    |                                                                                                                                                                                                                                                                                                                                                                                |
| <b>CROSS REF. PART NUMBER</b>  |                                                                                                                                                                                                                                                                                                                                                                                |
| <b>ORIGINAL PART NUMBER</b>    | TGS CMG632 30M0A30-18-30-40-50 TLH                                                                                                                                                                                                                                                                                                                                             |
| <b>PART CODE</b>               | XP30M00000S418                                                                                                                                                                                                                                                                                                                                                                 |

|                         |                                                                                     |                                                                                       |
|-------------------------|-------------------------------------------------------------------------------------|---------------------------------------------------------------------------------------|
| <b>VENDOR APPROVE</b>   |                                                                                     |                                                                                       |
| Issued/Checked/Approved |  |   |
|                         |                                                                                     |  |
| DATE: Jan. 29, 2023     |                                                                                     |                                                                                       |

|                         |  |
|-------------------------|--|
| <b>CUSTOMER APPROVE</b> |  |
|                         |  |
| DATE:                   |  |
| 1/29/2023               |  |

**MHZ SMD CRYSTAL GLASS SEAL 6035 TYPE 2 PADS**

**MAIN FEATURE**

- MHz SMD Crystal Glass seal, 2 Pads, L6.0\*W3.5\*H1.2mm
- Low cost, High precision, High frequency stability
- Reflow Profile Condition 260 °C Max.
- Cross more competitors part
- RoHS/RoHS III compliant, RoHS Annex III lead Exemption (exempt per RoHS EU 2015/863)



**APPLICATION**

- Measurement Instrument
- Communication Electronics

**PART CODE GUIDE**

**RFQ**

[Request For Quotation](#)


|           |                 |          |            |
|-----------|-----------------|----------|------------|
| <b>XP</b> | <b>30M00000</b> | <b>S</b> | <b>418</b> |
| 1         | 2               | 3        | 4          |

- 1) XP: Part family Code for SMD Crystal Glass seal, L6.0\*W3.5\*H1.2mm, 2 Pads, CMG632 series
- 2) 30M00000: Frequency range code for 30.0000MHz
- 3) S: SMD type, Package Tape/Reel, 1000pcs/Reel
- 4) 418: Specification code for original part no. **TGS CMG632 30M0A30-18-30-40-50 TLH**

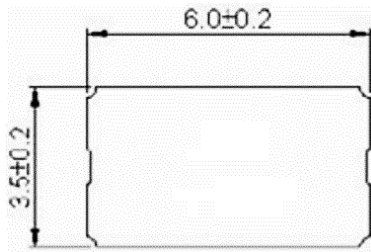
**MHZ SMD CRYSTAL GLASS SEAL 6035 TYPE 2 PADS**

DIMENSION (Unit: mm, +/-0.2mm)

Image for reference



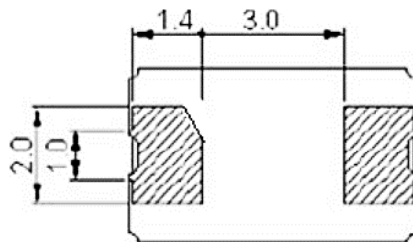
Top View



**Marking**

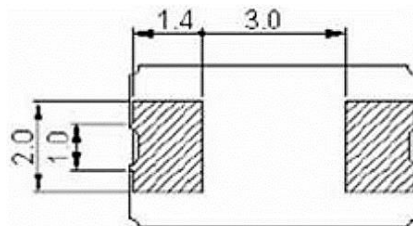
Frequency Range  
or Internal control  
code

Bottom type 1  
View



OR

Bottom Type 2  
View

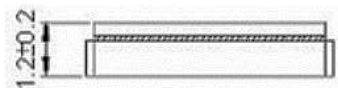


Pin Configuration

#1 Crystal

#2 Crystal

Side View



**MHZ SMD CRYSTAL GLASS SEAL 6035 TYPE 2 PADS**
**ELECTRICAL PARAMETERS**

| Parameter                            | Part No. Symbol         | Units    | Value                                                                           |         |      | Condition             |
|--------------------------------------|-------------------------|----------|---------------------------------------------------------------------------------|---------|------|-----------------------|
|                                      |                         |          | Min.                                                                            | Typical | Max. |                       |
| Original Manufacturer                | TGS                     |          | TGS Crystals                                                                    |         |      |                       |
| Holder Type                          | CMG632                  |          | MHz SMD Crystal, Glass Seal, L6.0*W3.5*H1.2mm, 2 pads                           |         |      |                       |
| Frequency Range                      | 30M0                    | MHz      | 30.000                                                                          |         |      |                       |
| Mode of Oscillation                  | A                       |          | AT Fundamental                                                                  |         |      |                       |
| Frequency Tolerance                  | 30                      | ppm      | -30                                                                             |         | +30  | @25°C                 |
| Load Capacitance                     | -18                     | pF       | 18                                                                              |         |      |                       |
| Stability over Operation Temperature | -30                     | ppm      | -30                                                                             |         | +30  |                       |
| Operation Temperature                | -40                     | °C       | -40                                                                             |         | +85  |                       |
| Storage Temperature                  |                         | °C       | -40                                                                             |         | +85  |                       |
| Equivalent Series Resistance (ESR)   | 50                      | Ω        |                                                                                 |         | 50   |                       |
| Drive Level                          |                         | μW       |                                                                                 |         | 100  |                       |
| Shunt Capacitance (C0)               |                         | pF       | 0                                                                               |         | 5.0  |                       |
| Motional Capacitance (C1)            |                         | fF       | N/A                                                                             |         |      |                       |
| DLD2                                 |                         | Ω        | N/A                                                                             |         |      |                       |
| FLD2                                 |                         | ppm      | N/A                                                                             |         |      |                       |
| RDL2                                 |                         | Ω        | N/A                                                                             |         |      |                       |
| SPDB                                 |                         | dB       | N/A                                                                             |         |      |                       |
| Aging                                |                         | ppm/year |                                                                                 |         | ±3   | @1 <sup>st</sup> year |
| Insulation Resistance                |                         | MΩ       | 500                                                                             |         |      | @100VDC<br>± 15Vdc    |
| Others                               | Package                 | T        | Tape/Reel, 1000pcs/Reel                                                         |         |      |                       |
|                                      | RoHS Status             | LH       | RoHS III compliant, RoHS Annex III lead Exemption (exempt per RoHS EU 2015/863) |         |      |                       |
|                                      | Add Value               |          | N/A                                                                             |         |      |                       |
|                                      | Internal Control Code * |          | N/A                                                                             |         |      |                       |

 Note: 1) Original Part Number: **TGS CMG632 30M0A30-18-30-40-50 TLH**

2) \* Internal Control Code- 2 letter or digits; Blank: N/A

1/29/2023

**MHZ SMD CRYSTAL GLASS SEAL 6035 TYPE 2 PADS**
**RELIABILITY**

| Test Items                                | Test Method And Conditions                                                                                                                                  | Reference Documents                       |
|-------------------------------------------|-------------------------------------------------------------------------------------------------------------------------------------------------------------|-------------------------------------------|
| High Temperature<br>High Humidity Storage | Temperature: 85°C±3°C<br>Relative Humidity:85%RH<br>Time: 96 Hours                                                                                          | JIS C5023                                 |
| High Temperature<br>Storage               | Temperature: 125°C±3°C<br>Time: 96 Hours.                                                                                                                   | MIL-STD-883E<br>Method 1005.8             |
| Low Temperature<br>Storage                | Temperature: -40°C±3°C<br>Time: 96 Hours.                                                                                                                   | MIL-STD-883E<br>Method 1013               |
| Thermal Shock                             | Temperature 1: -55°C±5°C<br>Temperature 2: 85°C±5 °C<br>Temperature change between T1 and T2 5 min<br>10cycles maintain T1 and T2 for 30 minutes each cycle | MIL-STD-202F<br>Method 107<br>Condition A |
| Resistance to Solder<br>Heat              | Solder Temperature: 260°C±5°C<br>Time: 10±1 Seconds                                                                                                         | MIL-STD-202F<br>Method 210E               |
| Solderability                             | The solder pot temperature is 245±5°C , dwell time 5±0.5sec                                                                                                 | J-STD-002B                                |
| Drop Test                                 | 3 Times Free Fall from 50cm height table to 3cm thickness<br>hard wood board                                                                                | J-STD-002B                                |
| Mechanical Shock                          | Half sine wave,1000 G<br>3 Times for all 3 directions(X,Y Z)                                                                                                | MIL STD 202F<br>Method 213B               |
| Vibration                                 | Frequency Range: 10Hz ~ 55Hz<br>Amplitude: 0.75mm<br>2 Hours in each direction, total 6 Hours                                                               | MIL-STD-883E<br>Method 2007.3             |
| Leakage Test                              | Take measurements with a helium<br>Leakage detector<br>Leakage Rate≤1×10 <sup>-3</sup> Pa cm <sup>3</sup> /s                                                | MIL-STD-883E                              |

**MHZ SMD CRYSTAL GLASS SEAL 6035 TYPE 2 PADS**

**SUGGESTED REFLOW PROFILE (For Reference Only)**

Total time: 200 Sec. Max. Solder melting point: 220°C



|                                                        |                                  |                   |
|--------------------------------------------------------|----------------------------------|-------------------|
| <b>Profile Feature</b>                                 |                                  | Pb-Free Assembly  |
| <b>Average Ramp-up Rate (Ts Max to Tp)</b>             |                                  | 3°C/second Max    |
| <b>Preheat</b>                                         | <b>Temperature Min (Ts Min.)</b> | 125°C             |
|                                                        | <b>Temperature Max (Ts Max.)</b> | 200°C             |
|                                                        | <b>Time (ts Min. to ts Max.)</b> | 60 ~ 180 seconds  |
| <b>Time maintained above</b>                           | <b>Temperature (Tl)</b>          | 217°C             |
|                                                        | <b>Time (tl)</b>                 | 60 ~ 150 seconds  |
| <b>Peak/Classification Temperature (Tp)</b>            |                                  | 260 °C            |
| <b>Time within 5°C of actual Peak Temperature (tp)</b> |                                  | 20 ~ 40 seconds   |
| <b>Ramp-down rate</b>                                  |                                  | 6 °C /Second Max. |
| <b>Time 25 °C to Peak Temperature</b>                  |                                  | 8 minutes Max.    |
| <b>Suggest reflow times</b>                            |                                  | 3 Times Max.      |

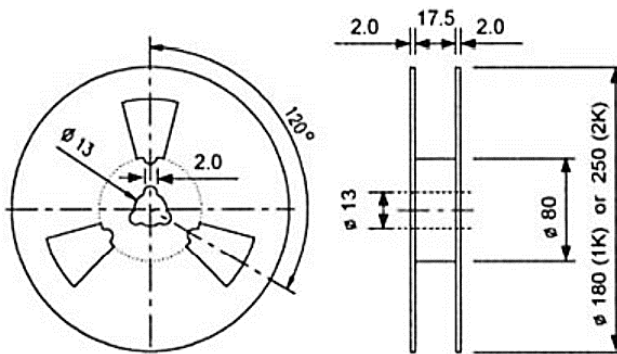
**MHZ SMD CRYSTAL GLASS SEAL 6035 TYPE 2 PADS**

**TAPE/REEL (Unit: mm, 1000pcs/Reel)**

All Devices are packed in accordance with EIA standard RS-481-2 and specifications., 1000pcs/Reel



| Code | Dimension (mm) |
|------|----------------|
| A    | 1.70           |
| B    | 5.45           |
| C    | 3.65           |
| D    | 8.00           |
| E    | 12.0           |



**DISCLAIMER**

NextGen Components, Inc. reserves the right to make changes to the product(s) and or information contained herein without notice. No liability is assumed as a result of their use or application. No rights under any patent accompany the sale of any such product(s) or information

1/29/2023