

1744544-6 ✓ ACTIVE




Economy Power II

TE Internal #: 1744544-6

PCB Latches, Locks & Retainers, TPA (Terminal Position Assurance),
.156 in [3.96 mm] Centerline, -67 – 221 °F [-55 – 105 °C], Economy
Power II

[View on TE.com >](#)

Connectors > PCB Connectors > PCB Connector Accessories > PCB Connector Hardware > PCB Latches, Locks & Retainers



Connector & Contact Retention Accessory Type: TPA (Terminal Position Assurance)

Centerline (Pitch): 3.96 mm [.156 in]

Operating Temperature Range: -55 – 105 °C [-67 – 221 °F]

Features

Product Type Features

Connector & Contact Retention Accessory Type	TPA (Terminal Position Assurance)
--	-----------------------------------

Body Features

Primary Product Color	Black
-----------------------	-------

Housing Features

Centerline (Pitch)	3.96 mm [.156 in]
--------------------	-------------------

Dimensions

Product Width	9.6 mm [.377 in]
Product Length	23.76 mm [.935 in]
Product Height	2.65 mm [.104 in]

Usage Conditions

Operating Temperature Range	-55 – 105 °C [-67 – 221 °F]
-----------------------------	-----------------------------

Industry Standards

Glow Wire Rating	Standard Part - Not Glow Wire
UL Flammability Rating	UL 94V-0

Packaging Features



Packaging Quantity	480
Packaging Method	Bag

Product Compliance

[For compliance documentation, visit the product page on TE.com>](#)

EU RoHS Directive 2011/65/EU	Compliant
EU ELV Directive 2000/53/EC	Compliant
China RoHS 2 Directive MIIT Order No 32, 2016	No Restricted Materials Above Threshold
EU REACH Regulation (EC) No. 1907/2006	Current ECHA Candidate List: JUNE 2023 (235) Candidate List Declared Against: JUNE 2023 (235) Does not contain REACH SVHC
Halogen Content	Not Low Halogen - contains Br or Cl > 900 ppm.
Solder Process Capability	Not applicable for solder process capability

Product Compliance Disclaimer

This information is provided based on reasonable inquiry of our suppliers and represents our current actual knowledge based on the information they provided. This information is subject to change. The part numbers that TE has identified as EU RoHS compliant have a maximum concentration of 0.1% by weight in homogenous materials for lead, hexavalent chromium, mercury, PBB, PBDE, DBP, BBP, DEHP, DIBP, and 0.01% for cadmium, or qualify for an exemption to these limits as defined in the Annexes of Directive 2011/65/EU (RoHS2). Finished electrical and electronic equipment products will be CE marked as required by Directive 2011/65/EU. Components may not be CE marked. Additionally, the part numbers that TE has identified as EU ELV compliant have a maximum concentration of 0.1% by weight in homogenous materials for lead, hexavalent chromium, and mercury, and 0.01% for cadmium, or qualify for an exemption to these limits as defined in the Annexes of Directive 2000/53/EC (ELV). Regarding the REACH Regulation, the information TE provides on SVHC in articles for this part number is based on the latest European Chemicals Agency (ECHA) 'Guidance on requirements for substances in articles' posted at this URL: <https://echa.europa.eu/guidance-documents/guidance-on-reach>

Compatible Parts






TE Part # 1744057-6
3.96 EP HDR ASSY 6P W/PEGS



TE Part # 647676-6
3.96 EP HDR ASSY 6P R/A



TE Part # 1744428-6
3.96 EP HDR ASSY 6P R/A, GW



TE Part # 1744429-6
3.96 EP HDR ASSY 6P W/PEGS, GW



TE Part # 1744489-6
3.96 EP HDR ASY 06P NO PEG, GW




TE Part # 1744427-6
EP Header Asy, Shrouded, 6 Pos, GW


Also in the Series | Economy Power II



PCB Headers & Receptacles(2)



PCB Latches, Locks & Retainers(10)



Power Contacts(3)



Rectangular Power Connectors(22)

Customers Also Bought



TE Part #5-1971776-3
PTL 2X3 PLUG HSG HIGH TEMP KEY A LGR



TE Part #521411-2
ULTRA-POD 250 ASY REC 22-18 AWG TPBR



TE Part #1969442-6
EP 2.5 TPA Housing, 6 Pos



TE Part #2-480706-0
09P UMNL PLUG HSG NATL



TE Part #1969443-6
EP 2.5 TPA Retainer, 6 Pos



TE Part #8-1971772-2
PTL 1X2 CAP PANEL MT HITEMP KEY D NAT



TE Part #1744496-6
06P EP-II HOUSING, BLUE



TE Part #2238196-3
FASTON 250 STD REC STR 18-14TPBR



Documents

Product Drawings

[EP II TPA 06P, BLACK](#)

English

CAD Files

[3D PDF](#)

3D

[Customer View Model](#)

[ENG_CVM_CVM_1744544-6_A.2d_dxf.zip](#)

English

[Customer View Model](#)

[ENG_CVM_CVM_1744544-6_A.3d_igs.zip](#)

English

[Customer View Model](#)

[ENG_CVM_CVM_1744544-6_A.3d_stp.zip](#)

English

By downloading the CAD file I accept and agree to the [Terms and Conditions](#) of use.

Datasheets & Catalog Pages

[Economy Power II \(EP II\) Glow Wire test compliant connectors](#)

English

[1-1773885-9 Economy Power Connectors](#)

English

[7-1773458-5_ECONOMY_POWER_QRG](#)

English

Product Specifications

[Application Specification](#)

English

[Application Specification](#)

English

Product Environmental Compliance

[MD_1744544-6_032220181022_dmtec](#)

English

[MD_1744544-6_032220181022_dmtec](#)



English

[Agency Approvals](#)

[UL Report](#)

English