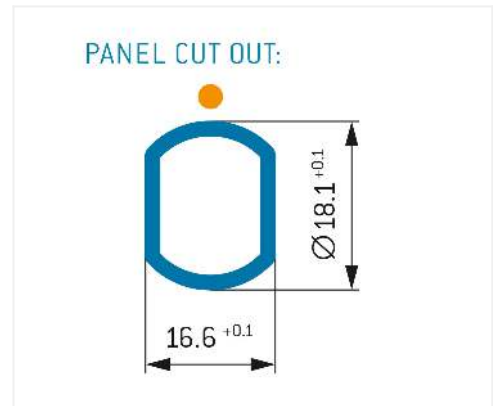

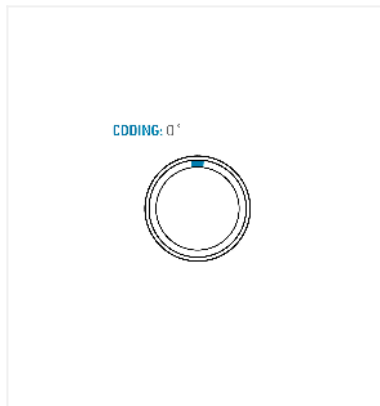


**General information**

|                   |                     |
|-------------------|---------------------|
| Part number       | G83LOC-P10LPNO-0000 |
| Termination       | solder              |
| Size              | 3                   |
| Locking principle | break , push        |
| Coding            | 0_key               |



**Contact insert description**

|                      |         |
|----------------------|---------|
| Number of contacts   | 10      |
| Contact type         | sockets |
| Contact diameter     | 13mm    |
| Insulator material   | peek    |
| Wire cross section   | 18_awg  |
| Termination          | solder  |
| Termination diameter | 14mm    |

reverse\_gender\_on\_request

**Technical information**

|  |          |               |
|--|----------|---------------|
| Max. creepage and air clearance distance | 09_mm    | 11_mm         |
| Nominal current single contact           | 15_a     | iec_60512_5_2 |
| Nominal current insert                   | 8,25_A   | vde_0298_4    |
| Test voltage                             | 11_kv_ac | sae_13441     |

safety\_text

## Mechanical and environmental data

|                       |      |
|-----------------------|------|
| Degree of protection* | ip68 |
|-----------------------|------|

|                       |          |
|-----------------------|----------|
| Operating temperature | 40_120_c |
|-----------------------|----------|

|               |      |
|---------------|------|
| Mating cycles | 5000 |
|---------------|------|

unmated

## Material and surface treatments

|         |          |
|---------|----------|
| Housing | m_chrome |
|---------|----------|

|         |               |
|---------|---------------|
| Contact | cu_alloy_gold |
|---------|---------------|

safety\_text\_2

ul\_text

illustrative\_text