

## Base strip - MSTBO 2,5/ 3-G1L GN - 1861028

Please be informed that the data shown in this PDF Document is generated from our Online Catalog. Please find the complete data in the user's documentation. Our General Terms of Use for Downloads are valid (<http://download.phoenixcontact.com>)




Header, Nominal current: 12 A, Rated voltage (III/2): 320 V, Number of positions: 3, Pitch: 5 mm, Assembly: Soldering, Article with lateral pin exit

### Why buy this product

- Headers for ME/ME MAX electronics housing
- 5 mm pitch
- 2 to 4-pos.
- Plug-in direction orthogonal to the PCB



### Key commercial data

Packing unit	1
Minimum order quantity	50
Catalog page	Page 294 (CC-2011)
GTIN	 4 017918 133382
Custom tariff number	85366990
Country of origin	INDIA

### Technical data

Product type	Printed circuit board housing
Approval	CSA
Approval	UL Recognized
Approval	VDE report with production monitoring
Approval	cUL Recognized
Approval	GOST
Approval	IECEE CB Scheme
Approval	cULus Recognized
Rated voltage (IEC)	320
Rated current (IEC)	12
Mounting type	Soldering
Number of positions	3
Pitch	5 mm

# Base strip - MSTBO 2,5/ 3-G1L GN - 1861028

## Technical data

Levels	Single-level
Type of locking	Without

## Classifications

### ETIM

ETIM 2.0	EC001031
ETIM 3.0	EC001031
ETIM 4.0	EC002637
ETIM 5.0	EC002637

### UNSPSC

UNSPSC 11	31261501
UNSPSC 12.01	31261501
UNSPSC 13.2	31261501
UNSPSC 6.01	31261501
UNSPSC 7.0901	31261501

### eCl@ss

eCl@ss 4.0	27180401
eCl@ss 4.1	27180401
eCl@ss 5.0	27180506
eCl@ss 5.1	27260701
eCl@ss 6.0	27180802
eCl@ss 7.0	27182702

## Approvals

### Approvals

---

#### Approvals

CSA / UL Recognized / VDE Gutachten mit Fertigungsüberwachung / cUL Recognized / GOST / IECCEB Scheme / cULus Recognized

---

#### Ex Approvals

---


#### Approvals submitted

---


#### Approval details

# Base strip - MSTBO 2,5/ 3-G1L GN - 1861028


## Approvals

CSA 


	B	D
Nominal current I <sub>N</sub>	10 A	10 A
Nominal voltage U <sub>N</sub>	300 V	300 V

UL Recognized 


	B	D
Nominal current I <sub>N</sub>	12 A	10 A
Nominal voltage U <sub>N</sub>	300 V	300 V


VDE Gutachten mit Fertigungsüberwachung 

Nominal current I <sub>N</sub>	8 A
Nominal voltage U <sub>N</sub>	250 V

cUL Recognized 

	B	D
Nominal current I <sub>N</sub>	12 A	10 A
Nominal voltage U <sub>N</sub>	300 V	300 V

GOST 

IECEE CB Scheme 

Nominal current I <sub>N</sub>	8 A
Nominal voltage U <sub>N</sub>	250 V

cULus Recognized 

## Base strip - MSTBO 2,5/ 3-G1L GN - 1861028

### Accessories

Accessories

Assembly

Accessories - MSTB-BF - 1759981



Mounting flange, for fixing both ends of the header onto the PCB, green insulating material, with M 2 x 14 screws and nuts.

Accessories - MSTB-BL - 1755477



Keying cap, for forming sections, plugs onto header pin, green insulating material

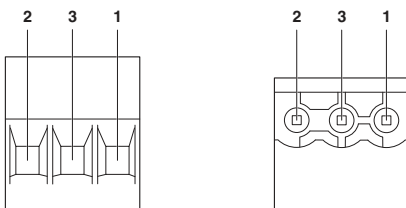
Coding section - CR MSTBO-G1 - 2199618



Coding section

### Drawings

Schematic diagram



Pin assignment left