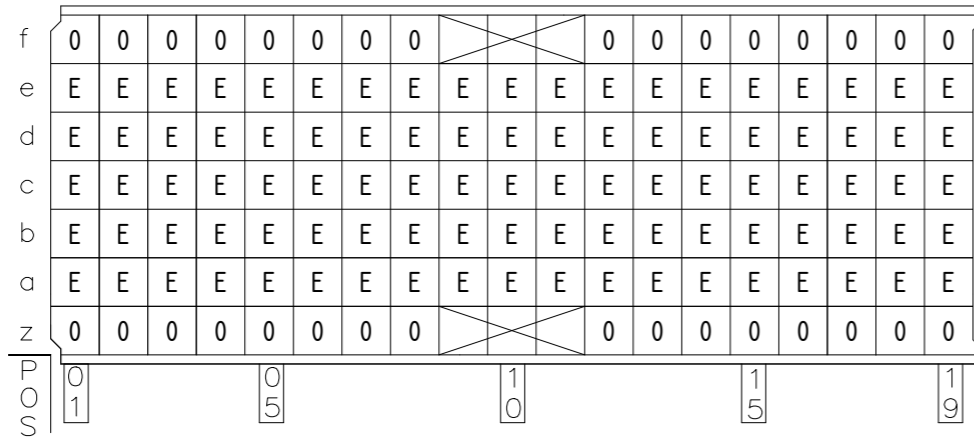
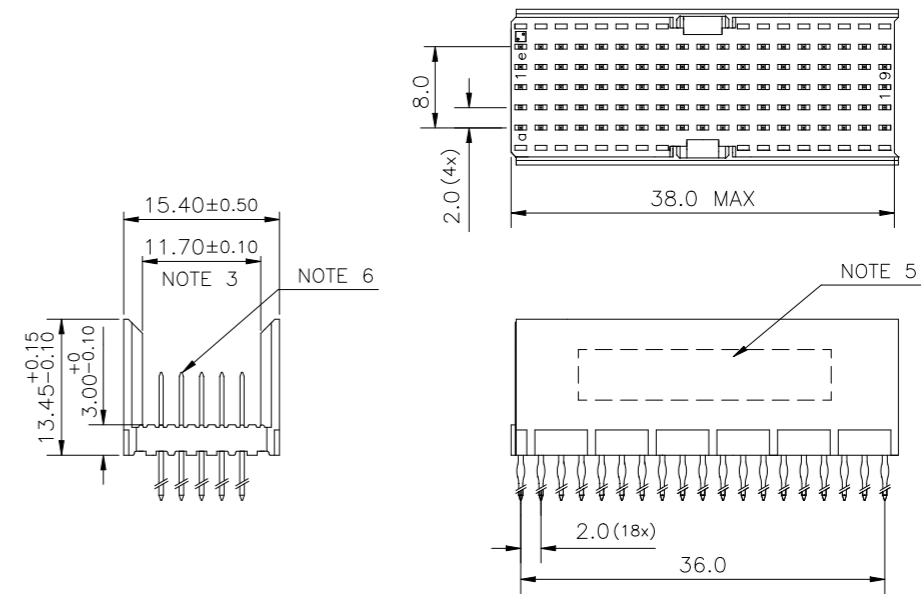


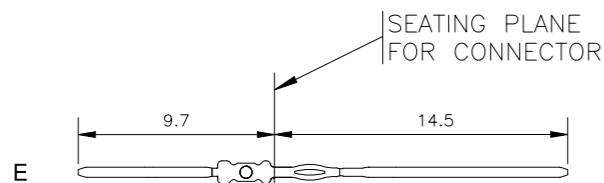
LOADING PATTERN MATING SIDE



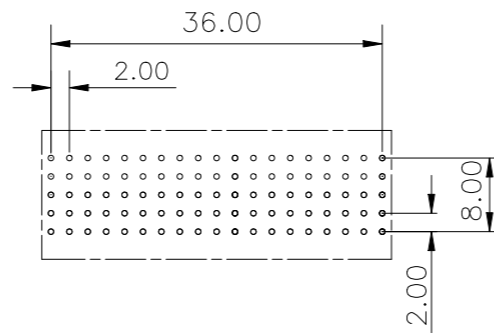
LOADED CONNECTOR ASSEMBLY (FOR EXAMPLE)



CONTACT OVERVIEW



LAY-OUT P.C.B.-HOLE



HM2P67PME120 LEAD FREE INDICATOR : LF = LEAD FREE (DIGIT 15 & 16)
 PLATING CODE (DIGIT 13 AND 14) (REF DRW NO. BS,C , 201844 , 003)

NOTES

- THIS PRODUCT IS CSA APPROVED.
- THIS PRODUCT IS UL RECOGNIZED.
- MEASURED AT THE BOTTOM.
- FOR GENERAL DETAILS PLEASE REFER DRAWING: BS, C ,203028, 000
- CONNECTOR PRINTED WITH P/N AND DATE CODE.
- FOR ACTUAL CONTACT LOADINGS, SEE LOADING PATTERN MATING SIDE.
- THIS PRODUCT MEETS EUROPEAN UNION DIRECTIVES AND OTHER COUNTRY REGULATIONS AS DESCRIBED IN GS-47-0004
- FOR RECOMMENDED PTH DIMENSIONS REFER DRAWING : BS, A , 201572 , 001

CATALOG NO: HM2P67PME120----

mat'l. code		SEE NOTE 4		surface	ISO 1302	tolerance	ISO 406 ISO 1101	projection	product family	MILLIPACS
ltr	ecn no	dr	date	tolerances unless otherwise specified		angles	linear	MM	title	
A		MINI	2021-11-04			0°±1°		scale	MPACS 5+2R STR HDR PF CONN TYPE AB (19POS/NON SHIELDED)	
sheet index		revision sheet	A 1	dr	MINI K VANDANATH	2019-07-30	Amphenol FCI		dwg no	sheet 1 of 1 size 5
				enr	C BINESH	2019-07-30			BS, C ,203029, 090	A3
				chr	ALEX BABU	2021-11-04			type Product Customer Drawing	
				appd	SANOJ	2021-11-04				

Amphenol FCI

© 2016 AFCI