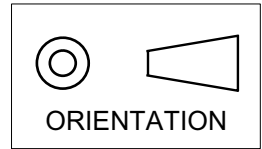
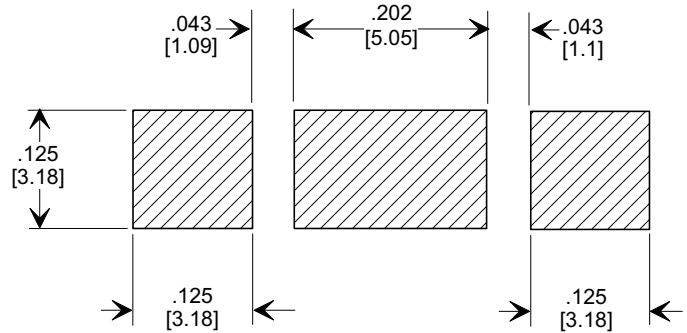
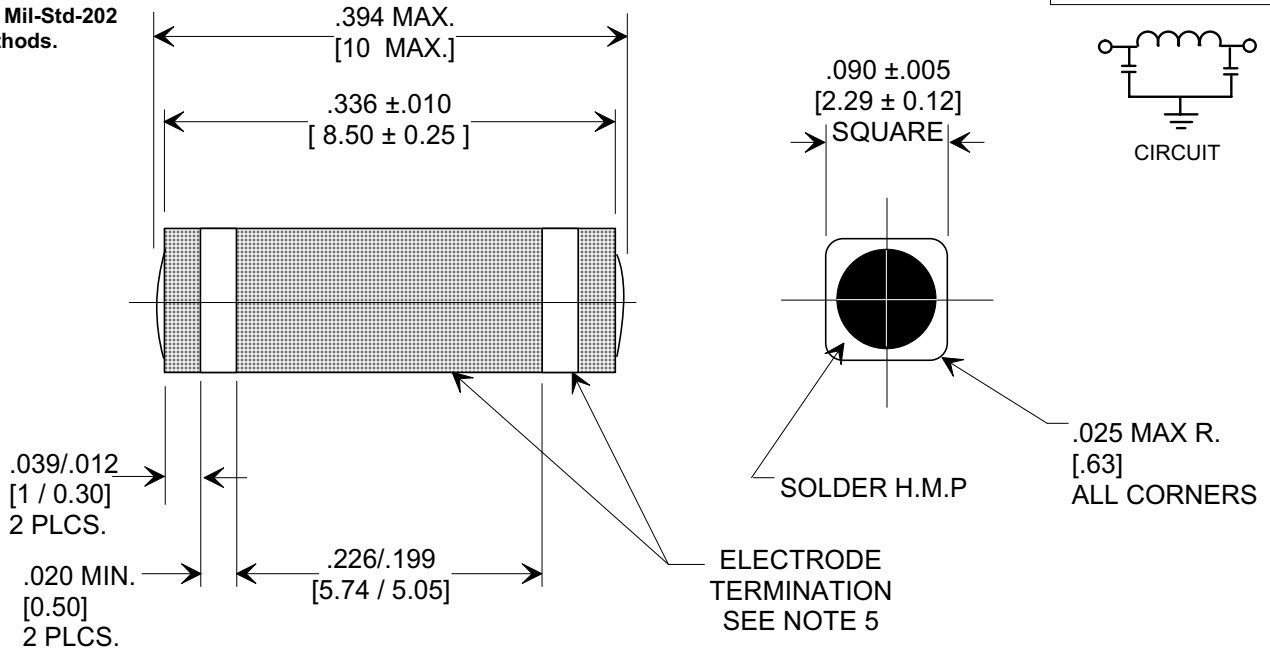


This drawing is the property of Tusonix, Inc., and may not be used, reproduced, published or disclosed to others without expressed authorization by Tusonix Inc.

MARKETING SALES DRAWING
 DIMENSIONS IN INCHES - DO NOT SCALE THIS DRAWING
 DIMENSIONS IN METRIC []



Electrical Testing
 per Tusonix standard
 test plans and Mil-Std-202
 Test Methods.



**SUGGESTED
 MOUNTING PATTERN**

NOTES:

1. INDUCTANCE TO BE 0.1 μ H MINIMUM.
2. PACKAGE: BULK OR BLISTER TAPE TO IEC-60286-3 TYPE II AND EIA-481-A.
3. TUSONIX STANDARD PART NUMBER: 4701-002.
 TUSONIX RoHS COMPLIANT PART NUMBER: 4701-002 LF.
 CUSTOMER MUST SPECIFY STANDARD OR RoHS PART NUMBER WHEN ORDERING.
4. PART MARKING: STANDARD PART: NO MARKING. RoHS PART: LABELED ON PACKAGING ONLY.
5. ELECTRODE TERMINATION: STANDARD: 60/40 SOLDER. RoHS COMPLIANT: MATTE TIN.

CAP.	TOLERANCE	WVDC +85°C	TEST VOLTAGE	I.R.MIN. @ 100 (VDC.)	IDC	TYPICAL NO LOAD INSERTION LOSS dB AT 25°C PER MIL-STD-220		
						10 MHZ	100 MHZ	1 GHZ
6,800 pF	+80% / -20%	100	300 VDC	10 G Ω	10 A	16	60	70

REVISION RECORD	0	Original Release C.O. 950911-2	--TOLERANCES-- Unless Otherwise Specified DECIMAL \pm .005 [0.10] ANGLES \pm	Title SURFACE MOUNT SQUARE STYLE PI FILTER Drawn EC 08-11-95 Scale 7 X Approved NV 08-11-95
	6	20010918-3-03 REVISED DWG. DRAWING MADE FOR EACH VAR. S.M. 02-13-03		
	7	20030213-1-11 REVISED DRAWING. S.M. 03-23-03		
	8	20030619-2-11 ADDED NOTES 3,4 & 5. S.M. 06-23-05		
	9	20050617-3-03 ADDED PROPERTY NOTE. REMOVED ELE TERMINATION. NOTE 2 REVISED.S.M.03-12-07	TUSONIX TUCSON, ARIZONA	A
	10	20070301-1-11		

X-2015 Rev-0