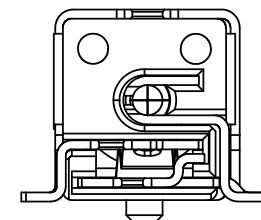
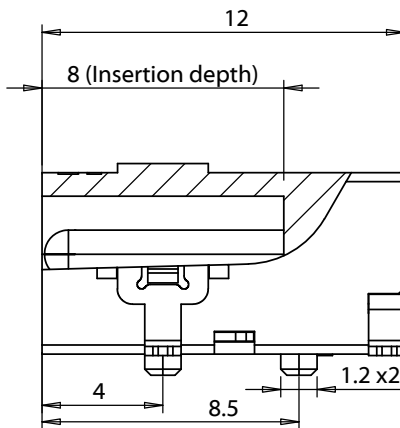
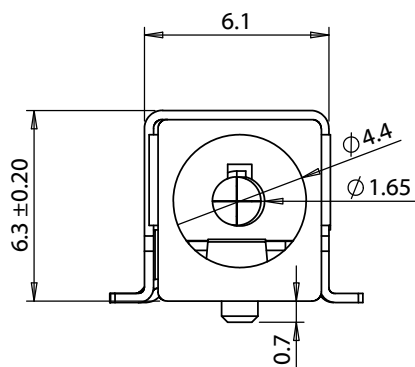
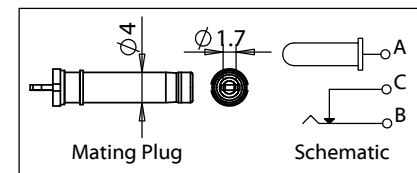

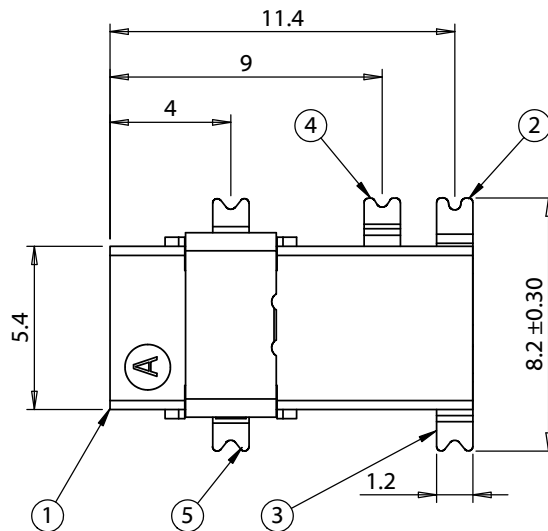


PCB Layout



Revision:	Date:	Description:	Prepared:	Notes:	<h1>TENSILITY</h1> tel 1.541.323.3228 800 877.670.7118 fax 1.541.323.4202 web tensility.com
A	6/17/2021	Initial release	AW <small>Digitally signed by AW Date: 2021.06.17 15:16:03 -07'00'</small>	RoHS compliant	
			Verified:	Function test: no open, no short circuit, no intermittent	Size: Part number: A 54-00289
			AG <small>Digitally signed by AG Date: 2021.06.17 17:34:02 -07'00'</small>	Description: Connector, dc jack 4.0x1.7 mm, PCB mount, 90°, silver plated, PA9T, SMT	
			Dimensions are in millimeters. Tolerances: X: ± 0.3 mm X.X: ± 0.1 mm X.XX: ± 0.05 mm		Scale: 4:1
					⊙ ◻
					Sheet 1 of 2

