

TERMSERIES TOS 120VUC 24VDC2A

Weidmüller Interface GmbH & Co. KG
 Klingenbergstraße 16
 D-32758 Detmold
 Germany
 Fon: +49 5231 14-0
 Fax: +49 5231 14-292083
 www.weidmueller.com



TERMSERIES complete solid-state relay modules 3 to 33 V DC 2 A output versions consisting of a solid-state relay and a base with AC/DC/UC input; available in different designs:

- With screw connection
- In 6.4 mm width
- Optionally with multiple-voltage input: 24 to 230 V UC
- With various protective circuits in the input (free-wheel diode, RC element)
- Illuminated ejection lever

General ordering data

Type	TOS 120VUC 24VDC2A
Order No.	1127210000
Version	TERMSERIES, solid-state relays, 1 NO contact (MOS-FET), Rated control voltage: 120 V UC $\pm 10\%$, Rated switching voltage: 3...33 V DC, Continuous current: 2 A, Screw connection
GTIN (EAN)	4032248909315
Qty.	10 pc(s).

**TERMSERIES
TOS 120VUC 24VDC2A**

Weidmüller Interface GmbH & Co. KG
 Klingenbergstraße 16
 D-32758 Detmold
 Germany
 Fon: +49 5231 14-0
 Fax: +49 5231 14-292083
 www.weidmueller.com

Technical data**Dimensions and weights**

Width	6.4 mm	Width (inches)	0.252 inch
Height	89.6 mm	Height (inches)	3.528 inch
Depth	87.8 mm	Depth (inches)	3.457 inch
Net weight	32.4 g		

Temperatures

Humidity	5–95% rel. humidity, $T_u = 40^\circ\text{C}$, no condensation	Operating temperature, max.	60 °C
Operating temperature, min.	-20 °C	Storage temperature, max.	70 °C
Storage temperature, min.	-40 °C	Operating temperature	-20 °C...60 °C
Storage temperature	-40 °C...70 °C		

Probability of failure

MTTF	676 Years
------	-----------

Control side

Rated control voltage	120 V UC $\pm 10\%$	Nominal control current	4.1 mA AC ($\pm 10\%$), 2.6 mA DC ($\pm 10\%$)
Power rating	0.49 VA, 0.31 W	Cut-in / dropout voltage	83 V / 61 V AC 91 V / 72 V DC
Cut-in / dropout current	2.5 mA / 1.3 mA AC 1.5 mA / 0.9 mA DC	Status indicator	Green LED
Protective circuit	Rectifier	Coil voltage of the replacement relay deviating from the rated control voltage	Yes
Coil voltage of the replacement relay	60 V DC		

Load side

Rated switching voltage	3...33 V DC	Continuous current	2 A
Rated switching current	2 A	Inrush current	15 A / 10 ms
Switch-on delay	< 6.5 ms	Switch-off delay	≤ 16 ms
Voltage drop at max. load	≤ 120 mV	Leakage current	< 10 μA
Min. switching current	5 mA	Short-circuit-proof	No
Protective circuit, load side	Free-wheel diode	max. switching frequency (AC control voltage)	10 Hz
max. switching frequency (DC control voltage)	10 Hz		

Contact data

Contact type	1 NO contact (MOS-FET)
--------------	------------------------

General data

Mounting rail	TS 35	UL 94 flammability rating	V-0
---------------	-------	---------------------------	-----

**TERMSERIES
TOS 120VUC 24VDC2A**

Weidmüller Interface GmbH & Co. KG
 Klingenbergstraße 16
 D-32758 Detmold
 Germany
 Fon: +49 5231 14-0
 Fax: +49 5231 14-292083
 www.weidmueller.com

Technical data**Insulation coordination**

Rated voltage	300 V	Pollution severity	2
Surge voltage category	III	Clearance and creepage distances for control side - load side	≥ 5.5 mm
Dielectric strength for control side - load side	2.5 kV _{eff}	Dielectric strength to mounting rail	4 kV _{eff} / 1 min.
Impulse withstand voltage	6 kV (1.2/50 μs)	Protection degree	IP20

Further details of approvals / standards

Standards	DIN EN 50178	Certificate no. (cULus)	E141197
-----------	--------------	-------------------------	---------

Connection data

Wire connection method	Screw connection	Stripping length, rated connection	8 mm
Tightening torque, max.	0.4 Nm	Clamping range, rated connection	1.5 mm ²
Clamping range, min.	0.14 mm ²	Clamping range, max.	2.5 mm ²
Wire connection cross section AWG, min.	AWG 26	Wire connection cross section AWG, max.	AWG 14
Wire cross-section, solid, min.	0.14 mm ²	Wire cross-section, solid, max.	2.5 mm ²
Wire connection cross-section, finely stranded, min.	0.14 mm ²	Wire connection cross section, finely stranded, max.	2.5 mm ²
Wire cross-section, finely stranded, min. (AWG)	AWG 26	Wire cross-section, finely stranded, max. (AWG)	AWG 14
Wire connection cross-section, finely stranded with wire-end ferrules DIN 46228/4, min.	0.25 mm ²	Wire connection cross-section, finely stranded with wire-end ferrules DIN 46228/4, max.	2.5 mm ²
Conductor cross-section, flexible, AEH (DIN 46228-1), min.	0.25 mm ²	Conductor cross-section, flexible, AEH (DIN 46228-1), max.	2.5 mm ²
Wire connection cross section, finely stranded, two clampable wires, min.	0.5 mm ²	Wire cross-section, finely stranded, two clampable wires, max.	1 mm ²
Twin wire-end ferrules, min.	0.5 mm ²	Twin wire-end ferrules, max.	1 mm ²
Blade size	size PHO	Gauge to IEC 60947-1	A1, B1

Rated data UL

Ambient temperature (operational), max. 60 °C	Connection cross-section AWG, min.	AWG 26
Connection cross-section AWG, max.	Type of conductor	rigid copper conductor, flexible copper conductor
Tightening torque, max.	Pollution severity level	2

Classifications

ETIM 4.0	EC001504	ETIM 5.0	EC001504
ETIM 6.0	EC001504	eClass 6.2	27-27-09-90
eClass 7.1	27-27-09-90	eClass 8.1	27-27-09-90
eClass 9.0	27-27-09-90	eClass 9.1	27-37-16-04

Product information

Descriptive text ordering data	Spare solid-state relay Type: SSS 60 V/24 V 2 A DC Orderno.: 4061200000
Descriptive text technical data	Accessories and dimensional drawings: refer to the TERMSERIES Accessories page.

Data sheet**TERMSERIES
TOS 120VUC 24VDC2A****Weidmüller Interface GmbH & Co. KG**
Klingenbergstraße 16
D-32758 Detmold
Germany
Fon: +49 5231 14-0
Fax: +49 5231 14-292083
www.weidmueller.com**Technical data****Approvals**

Approvals



ROHS

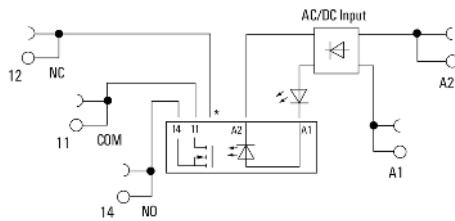
Conform

Downloads

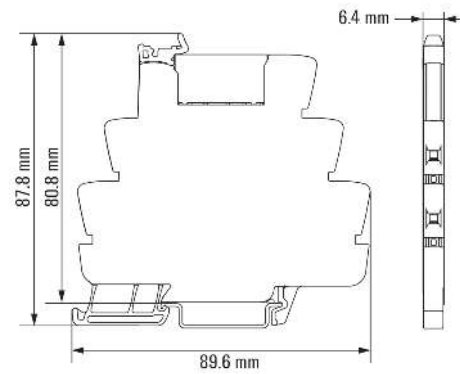
Approval/Certificate/Document of Conformity	DE_PA_5600_160229_002.pdf
Brochure/Catalogue	CAT 4.2 ELECTR 15/16 EN
Engineering Data	EPLAN_WSCAD
Engineering Data	STEP
User Documentation	Operating Instructions

**TERMSERIES
TOS 120VUC 24VDC2A**

Weidmüller Interface GmbH & Co. KG
Klingenbergstraße 16
D-32758 Detmold
Germany
Fon: +49 5231 14-0
Fax: +49 5231 14-292083
www.weidmueller.com

Drawings**Wiring diagram**

*Contact is assembled in socket but not used with solid-state relays

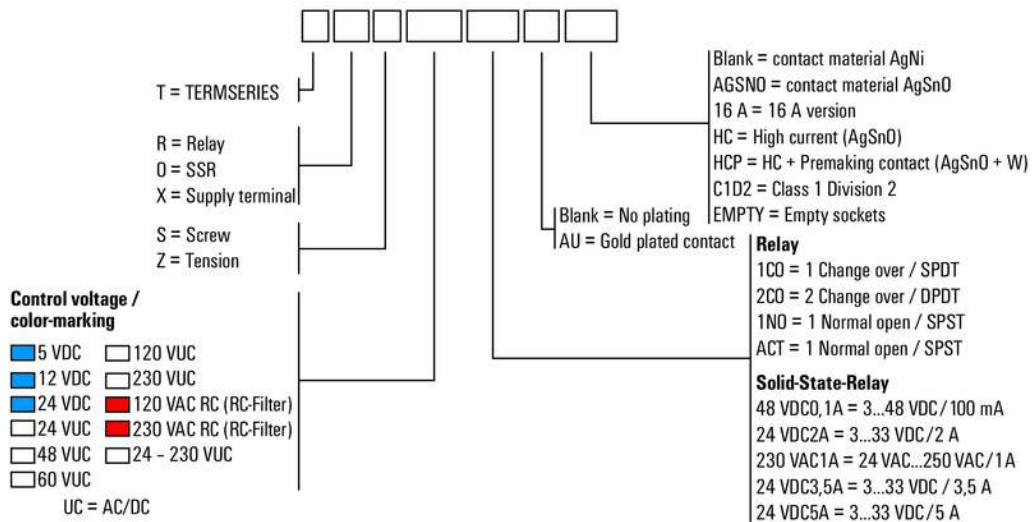
Dimensional drawing

**TERMSERIES
TOS 120VUC 24VDC2A**

Weidmüller Interface GmbH & Co. KG
 Klingenbergstraße 16
 D-32758 Detmold
 Germany
 Fon: +49 5231 14-0
 Fax: +49 5231 14-292083
 www.weidmueller.com

Drawings

Miscellaneous



Type codes