

**RIDERSERIES
RCM570524**

Weidmüller Interface GmbH & Co. KG
 Klingenbergstraße 16
 D-32758 Detmold
 Germany
 Fon: +49 5231 14-0
 Fax: +49 5231 14-292083
 www.weidmueller.com



Standard relays in the RIDERSERIES RCM

- 4 CO contacts
- Optionally AC or DC coils
- with test button
- Comes optionally with integrated status display and/or free-wheel diode

General ordering data

Order No.	8690110000
Type	RCM570524
Version	RIDERSERIES, Relais, No. of contacts: 4, CO contact with test button, AgNi 90/10, Rated control voltage: 24 V AC, Continuous current: 6 A, Plug-in connection
GTIN (EAN)	4032248360772
Qty.	10 pc(s).

**RIDERSERIES
RCM570524**

Weidmüller Interface GmbH & Co. KG
 Klingenbergstraße 16
 D-32758 Detmold
 Germany
 Fon: +49 5231 14-0
 Fax: +49 5231 14-292083
 www.weidmueller.com

Technical data
Ratings

Conductor connection system	Plug-in connection	Humidity	40 °C / 93 % rel. humidity, no condensation
UL 94 flammability rating	V-0		

Dimensions and weights

Width	22.5 mm	Height	28 mm
Depth	29 mm	Net weight	30.9 g

Temperatures

Operating temperature	-40 °C...+70 °C	Storage temperature	-40 °C...+85 °C
-----------------------	-----------------	---------------------	-----------------

Input

Rated control voltage	24 V AC	Rated current AC	41.6 mA
Coil resistance	192 Ω ± 10 %	Power rating	1.0 VA
Response / drop-out voltage AC coil	19.2 V / 7.2 V		

Output

Rated switching voltage	240 V AC	Max. switching voltage, AC	240 V
Continuous current	6 A	making current	12 A / 20 ms
Max. switching power	1500 VA	Response time	15 ms / 10 ms
Min. switching power	100 mA / 5 V, 10 V / 10 mA, 24 V / 1 mA	Max. switching frequency at rated load	0.1 Hz

Contact specifications

No. of contacts	4	Contact design	CO contact with test button
Contact material	AgNi 90/10	Mechanical service life	AC coil 20 x 10 ⁶ Switching cycles, DC coil 30 x 10 ⁶ Switching cycles

Insulation coordination

Rated voltage	250 V	Clearance and creepage distances for control side - load side	≥ 4 mm
Dielectric strength for control side - load side	2.5 KV _{eff} / 1 min.	Impulse withstand voltage	5 kV (1.2/50 μs)
Protection degree	IP 20	Insulating material group	IIIa

Other technical data

Version	Without LED
---------	-------------

Further details of approvals / standards

Standards	IEC 61810-1, UL508
-----------	--------------------

Data sheet...

**RIDERSERIES
RCM570524**

Weidmüller Interface GmbH & Co. KG
 Klingenbergstraße 16
 D-32758 Detmold
 Germany
 Fon: +49 5231 14-0
 Fax: +49 5231 14-292083
 www.weidmueller.com

Technical data

Classifications

ETIM 2.0	EC001437	ETIM 3.0	EC001437
UNSPSC	30-21-19-17	eClass 4.1	40-02-06-14
eClass 5.1	27-37-16-01	eClass 6.0	27-37-16-01
eClass 7.0	27-37-16-01		

Approvals

Approvals



Downloads

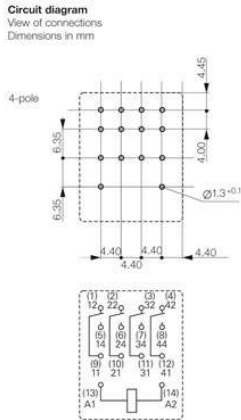
Declaration of Conformity [K295_12_10.pdf](#)

**RIDERSERIES
RCM570524**

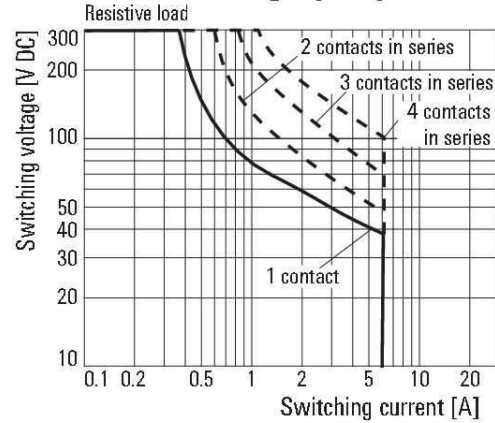
Weidmüller Interface GmbH & Co. KG
 Klingenbergstraße 16
 D-32758 Detmold
 Germany
 Fon: +49 5231 14-0
 Fax: +49 5231 14-292083
 www.weidmueller.com

Drawings

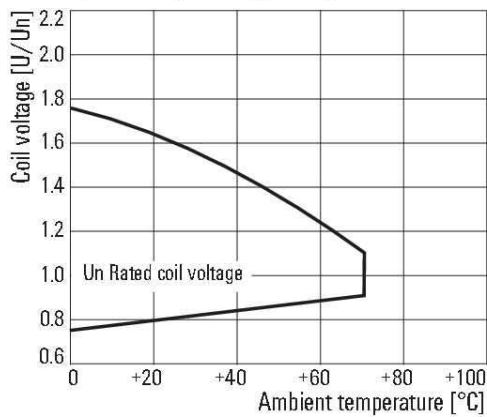
Electric symbol



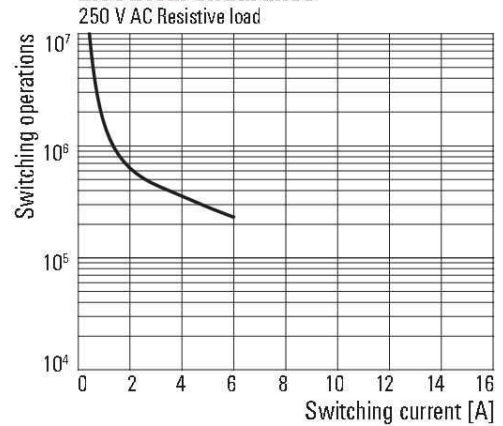
DC load breaking capacity



Operating voltage range AC



Electrical endurance



RIDERSERIES RCM570524

Weidmüller Interface GmbH & Co. KG

Klingenbergstraße 16

D-32758 Detmold

Germany

Fon: +49 5231 14-0

Fax: +49 5231 14-292083

www.weidmueller.com

Drawings

Type code	RCM						
Type	RIDER Control Multiple						
Contacts	2 2 CO contacts						
	3 3 CO contacts						
	5 4 CO contacts						
Contact material	7 AgNi 90/10, with test button						
	8 AgNi 90/10 hgp, with test button						
Type of construction	0 Standard, 2.8 mm Faston						
					DC coil		with LED
					006 6 V DC	L06	+ diode
					012 12 V DC	L12	AB2
					024 24 V DC	L24	AC4
					048 48 V DC	L48	AE8
					060 60 V DC	L60	
					110 110 V DC	M10	BB0
					220 220 V DC	N20	
					AC coil		
					506 6 V AC	R06	
					512 12 V AC	R12	
					524 24 V AC	R24	
					548 48 V AC	R48	
					615 115 V AC	S15	
					730 230 V AC	T30	