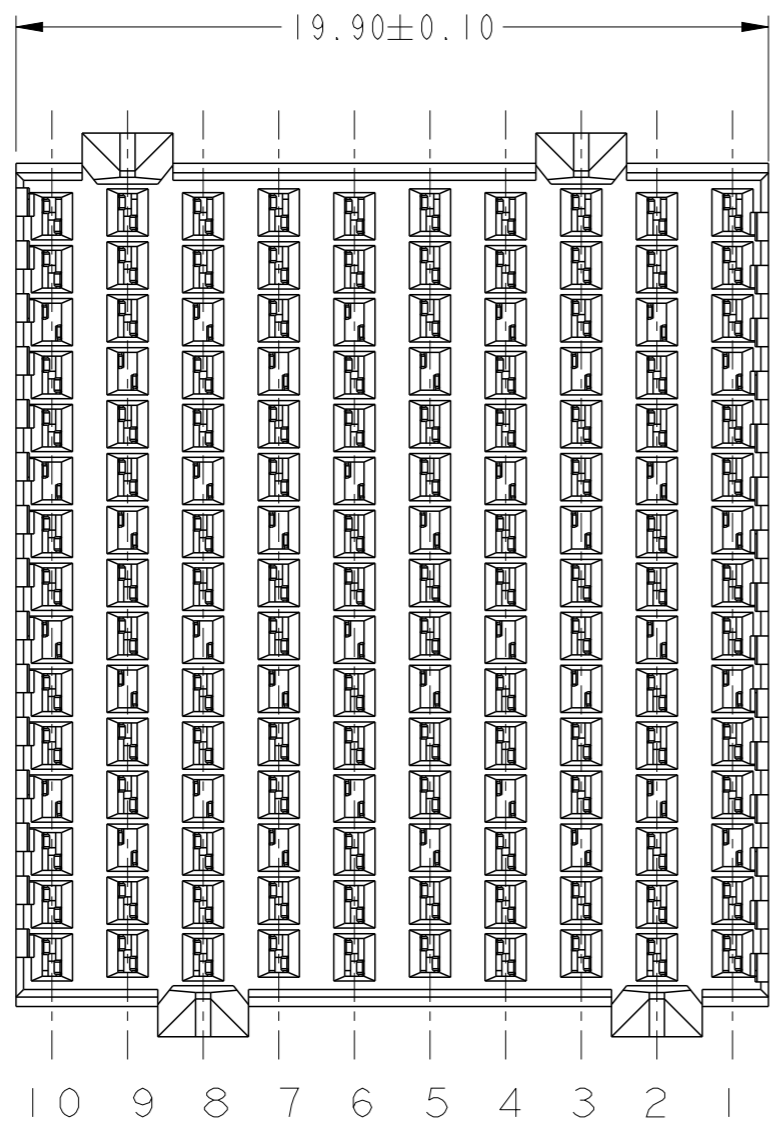
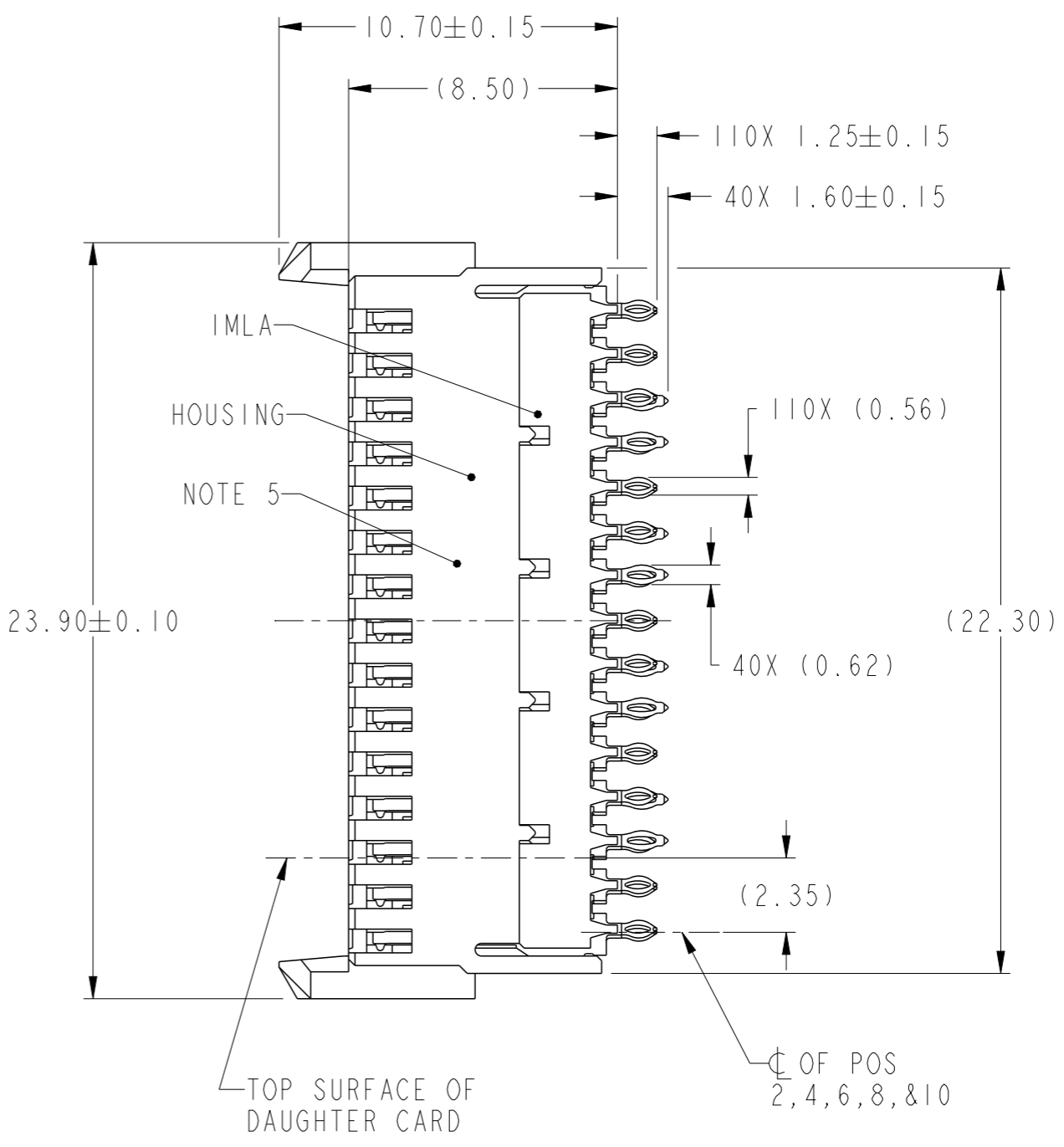


PRODUCT NUMBER
SEE TABLE, SHEET 4



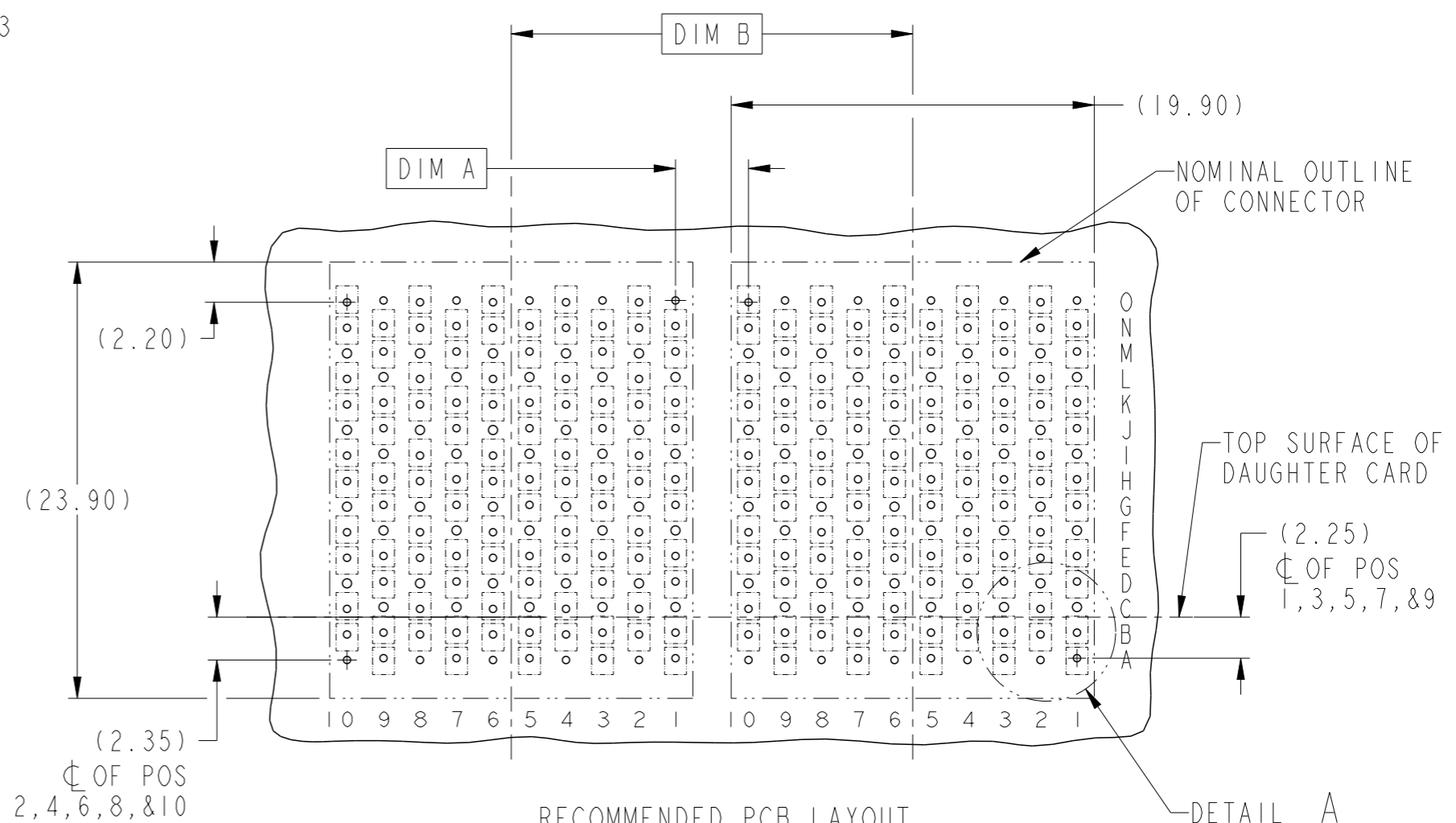
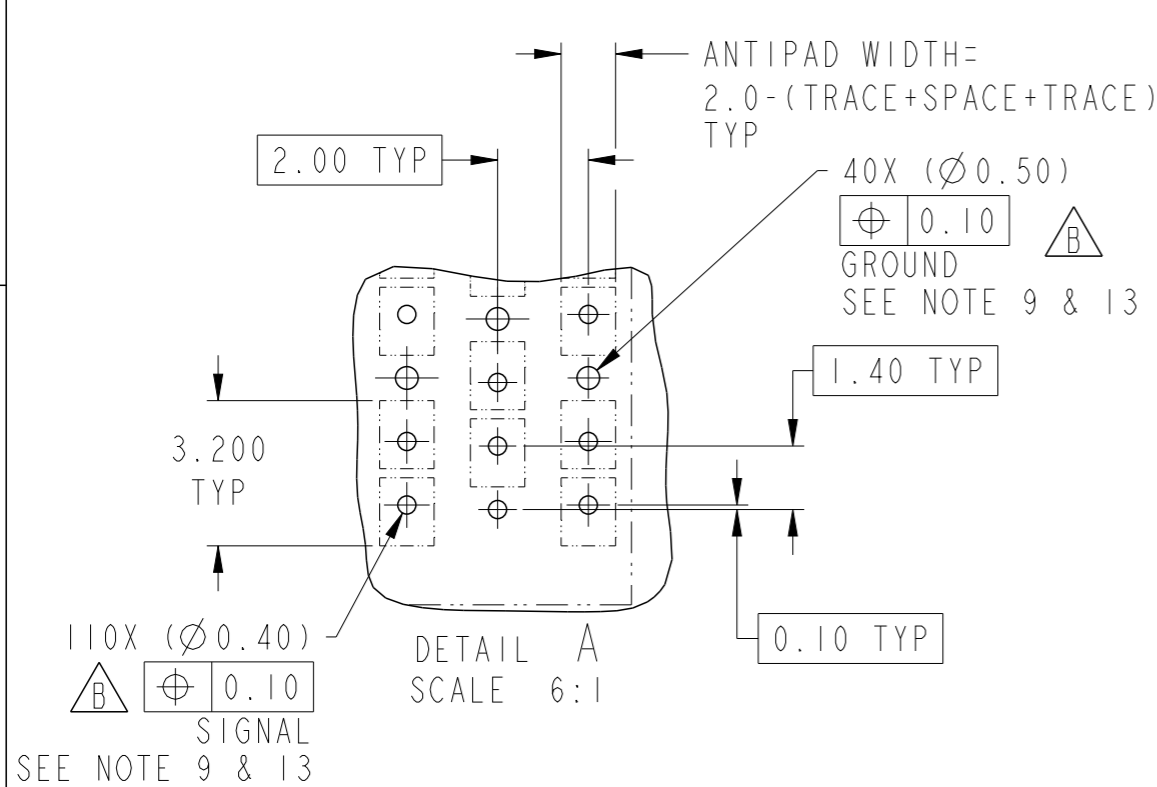
O
N
M
L
K
J
I
H
G
F
E
D
C
B
A



Copyright FCI.

spec ref		dr	M Srinivasan	2012/05/16	projection	MM	size	A3	scale	5:1	
tolerance std		eng	Sandar Soe	2013/06/11			ecn no		ELX-S-14961-1		
ASME Y14.5		chr	-	-			rel level		Released		
TOLERANCES UNLESS OTHERWISE SPECIFIED		appr	Chen-Hong Tan	2013/06/19	product family		AirMax VS				
surface		linear	0.X	±0.3		title		AirMax VS VERT RECEIPT ASSY		dwg no 10120773	rev B
			0.XX	±0.10		part		SMALL-PRESS-FIT, 150 POS, 20mm			
			0.XXX	±0.050		cat. no.		-			
ASME Y14.5	angular	0°	±2°	www.fci.com	Product - Customer Drw		sheet 1 of 3				

ADJACENT HEADER WIDTHS	DIM A	DIM B
20MM/20MM	2.00	20.00
22MM/22MM	4.00	22.00
20MM/22MM	3.00	21.00



RECOMMENDED PCB LAYOUT
FOR DIFFERENTIAL APPLICATIONS,
COMPONENT SIDE
(TWO ADJACENT FOOTPRINTS SHOWN)
NOTES 6 & 7

spec ref	dr	M Srinivasan	2012/05/16	projection	MM	size	A3	scale	3:1
tolerance std	eng	Sandar Soe	2013/06/11	\oplus \triangle	← →	ecn no	AirMax VS	rel level	Released
ASME Y14.5	chr	-	-						
	appr	Chen-Hong Tan	2013/06/19	product family	AirMax VS	rel level	Released		
surface	linear	0.X	± 0.3		AirMax VS VERT RECEIPT ASSY SMALL-PRESS-FIT, 150 POS, 20mm	dwg no 10120773	rev B		
		0.XX	± 0.10						
		0.XXX	± 0.050						
ASME Y14.5	angular	0°	$\pm 2^\circ$	www.fci.com	cat. no.	-	Product - Customer Drw	sheet 2 of 3	




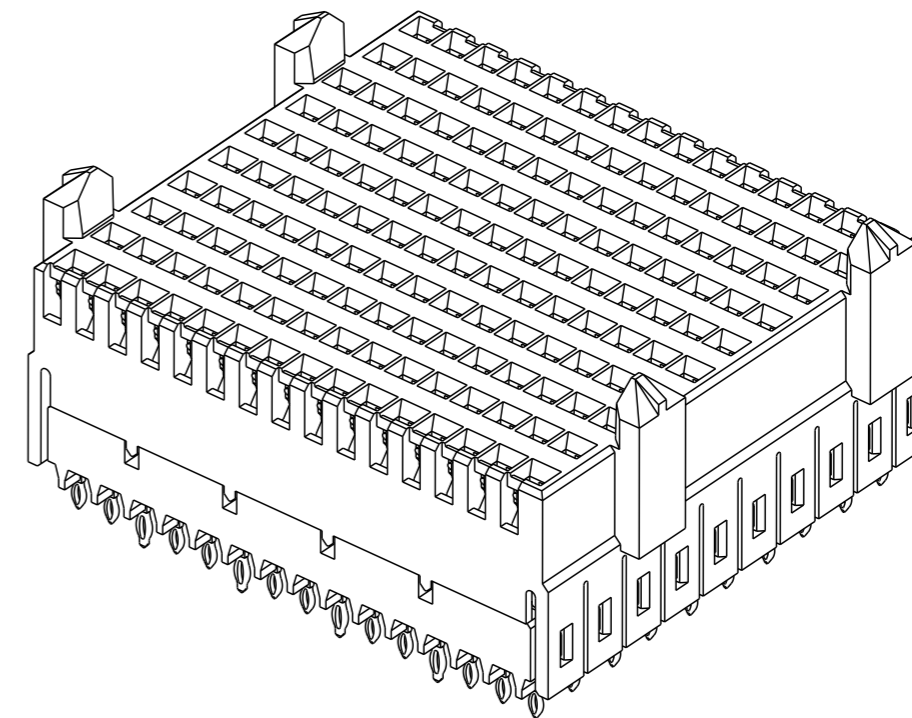
Copyright FCI.

PART NUMBER	PRESS-FIT TAIL PLATING TYPE
10120773-101	TIN LEAD ALLOY OVER NICKEL
10120773-101LF	TIN OVER NICKEL (LEAD FREE)

NOTES:

1. CONNECTOR MATERIALS:
HOUSING & RETAINER: HIGH TEMP THERMOPLASTIC, NATURAL, UL94V-0
IMLA PLASTIC: HIGH TEMP THERMOPLASTIC, BLACK, UL94V-0
CONTACT: COPPER ALLOY
2. CONTACT PLATING:
SEPARABLE INTERFACE: PERFORMANCE-BASED PLATING, QUALIFIED TO MEET THE REQUIREMENTS OF FCI PRODUCT SPECIFICATION GS-12-239, INCLUDING TELCORDIA GR-1217-CORE (November 1995) CENTRAL OFFICE TEST SEQUENCE.

PRESS-FIT TAILS: SEE TABLE
3. PRODUCT SPECIFICATION: GS-12-239
4. APPLICATION SPECIFICATION: GS-20-035
5. PRODUCT MARKING, (PART NUMBER & LOT CODE), ON THIS SURFACE
6. REFER TO CUSTOMER DRAWING 10035911 FOR INFORMATION REGARDING PCB LAYOUT OF POWER AND GUIDE MODULES RELATIVE TO SIGNAL MODULES
7. POSITIONS F & L OF ODD NUMBERED COLUMNS AND POSITIONS G & M OF EVEN NUMBERED COLUMNS CORRESPOND TO EARLY MATE HEADER PINS
8. THERE IS NO GROUND BUSSING WITHIN THE CONNECTOR SYSTEM
9. REFER TO CUSTOMER DRAWING 10104444 FOR INFORMATION ON PCB HOLE DIAMETERS AND PLATING OPTIONS.
10. THIS PRODUCT MEETS EUROPEAN UNION DIRECTIVES AND OTHER COUNTRY REGULATIONS AS DESCRIBED IN GS-22-008.
11. THE HOUSING WILL WITHSTAND EXPOSURE TO 260°C PEAK TEMPERATURE FOR 40 SECONDS IN A CONVECTION, INFRA-RED OR VAPOR PHASE REFLOW OVEN.
12. PACKAGING MEETS GS-14-920 LEAD FREE LABELING SPECIFICATION.
13. GROUND VIAS IN POSITON C, F, I & L FOR ODD COLUMNS AND POSITIONS D, G, J & M FOR EVEN COLUMNS REQUIRE (∅0.50) FINISHED HOLES. ALL OTHER VIAS REQUIRE (∅0.40) FINISHED HOLES.
14. A  SYMBOL WILL BE NEXT TO ANY DIMENSION, VIEW OR NOTE WHICH HAS BEEN MODIFIED WITH THE CURRENT DRAWING REVISION



Copyright FCI.

spec ref	dr	M Srinivasan	2012/05/16	projection	MM	size	A3	scale	5:1
tolerance std	eng	Sandar Soe	2013/06/11		← →	ecn no	ELX-S-14961-1		
ASME Y14.5	chr	-	-				rel level	Released	
surface	appr	Chen-Hong Tan	2013/06/19	product family	AirMax VS	dwg no	10120773	rev	B
ASME Y14.5	TOLERANCES UNLESS OTHERWISE SPECIFIED		www.fci.com		cat. no.	-	Product - Customer Drw	sheet 3 of 3	
	linear	0.X	±0.3						
		0.XX	±0.10						
		0.XXX	±0.050						
	angular	0°	±2°						