THIS DRAWING IS UNPUBLISHED. RELEASED FOR PUBLICATION –,– .
© COPYRIGHT – By – ALL RIGHTS RESERVED.

REVISIONS					
P	LTR	DESCRIPTION	DATE	DWN	APVD
	C	REVISED PER ECO-15-015252	13NOV15	BJ	FY

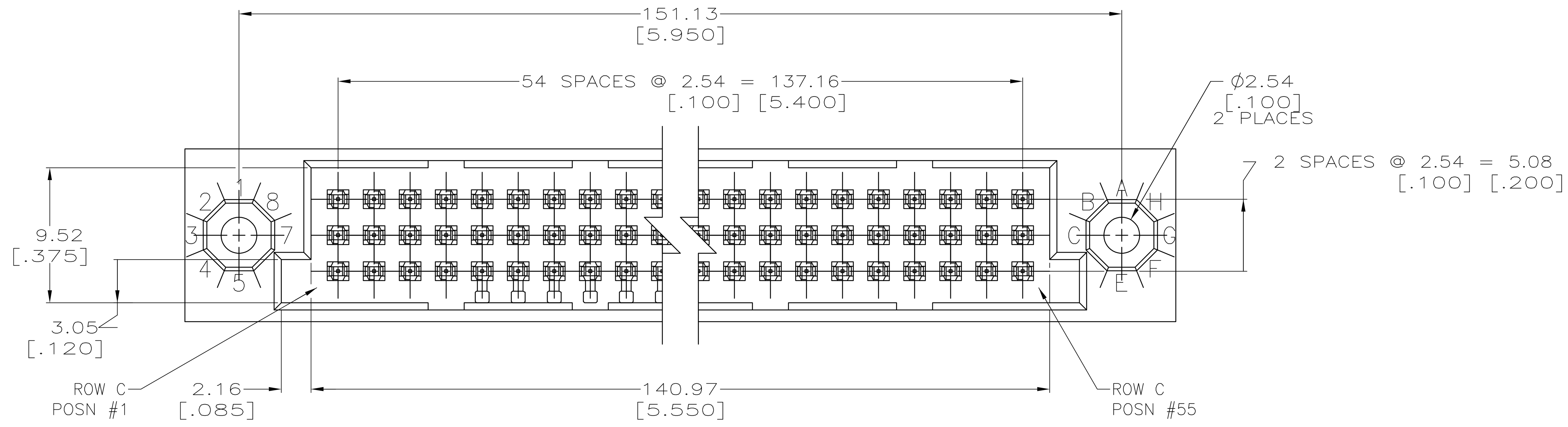

1. HOUSING MATERIAL: THERMOPLASTIC, BLACK.
2. HOUSING MATERIAL: THERMOPLASTIC, COLOR–NATURAL.
3. FINISH:
   MATING AREA: MEETS THE PERFORMANCE REQUIREMENTS OF PRODUCT SPECIFICATION 108–9063; BASED ON TELCORDIA DR–1217–CORE APPLICATIONS IN UNCONTROLLED ENVIRONMENTS.
   SOLDER TAILS AREA: TIN–LEAD PLATED.
4. ACTION PIN POSTS REQUIRE 2.36 [.093] MIN THICK P.C. BOARD. RECOMMENDED P.C. BOARD HOLES ARE 1.151 [.0453] DIA PLATED THRU WITH 0.025–0.076 [.001–.003] COPPER, WITH 0.0076 [.0003] MIN TIN–LEAD PLATING; FINISHED HOLE AFTER PLATING 0.94–1.09 [.037–043] DIA.

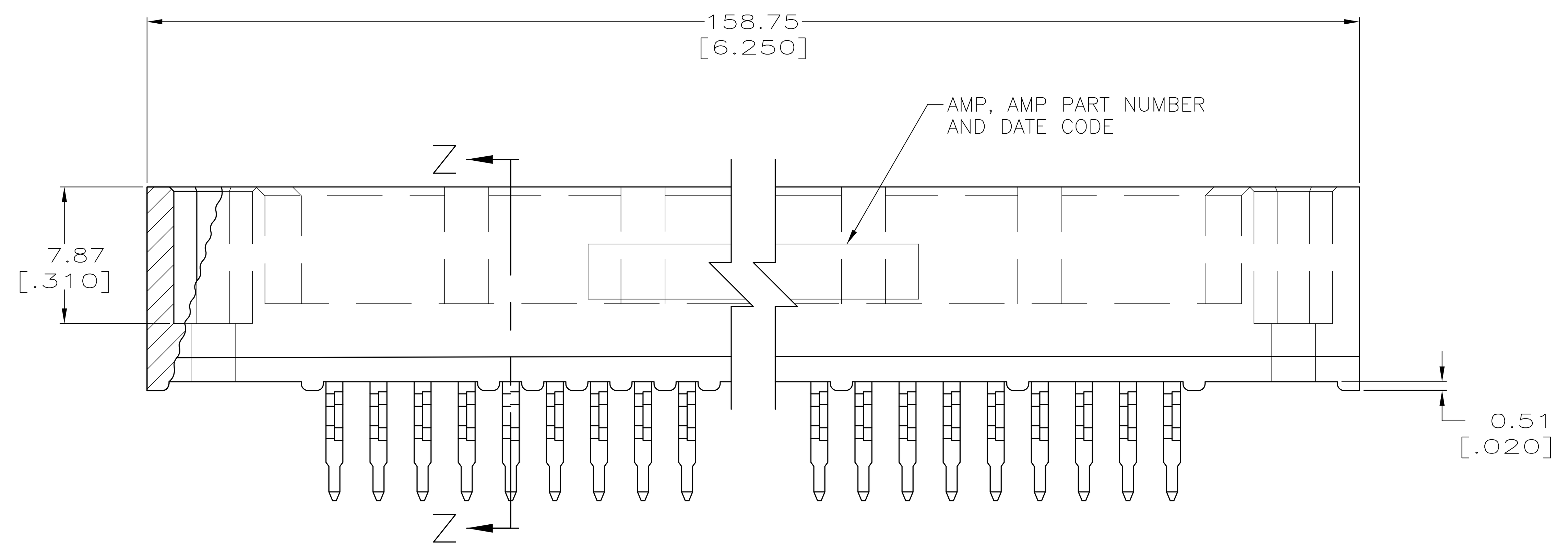

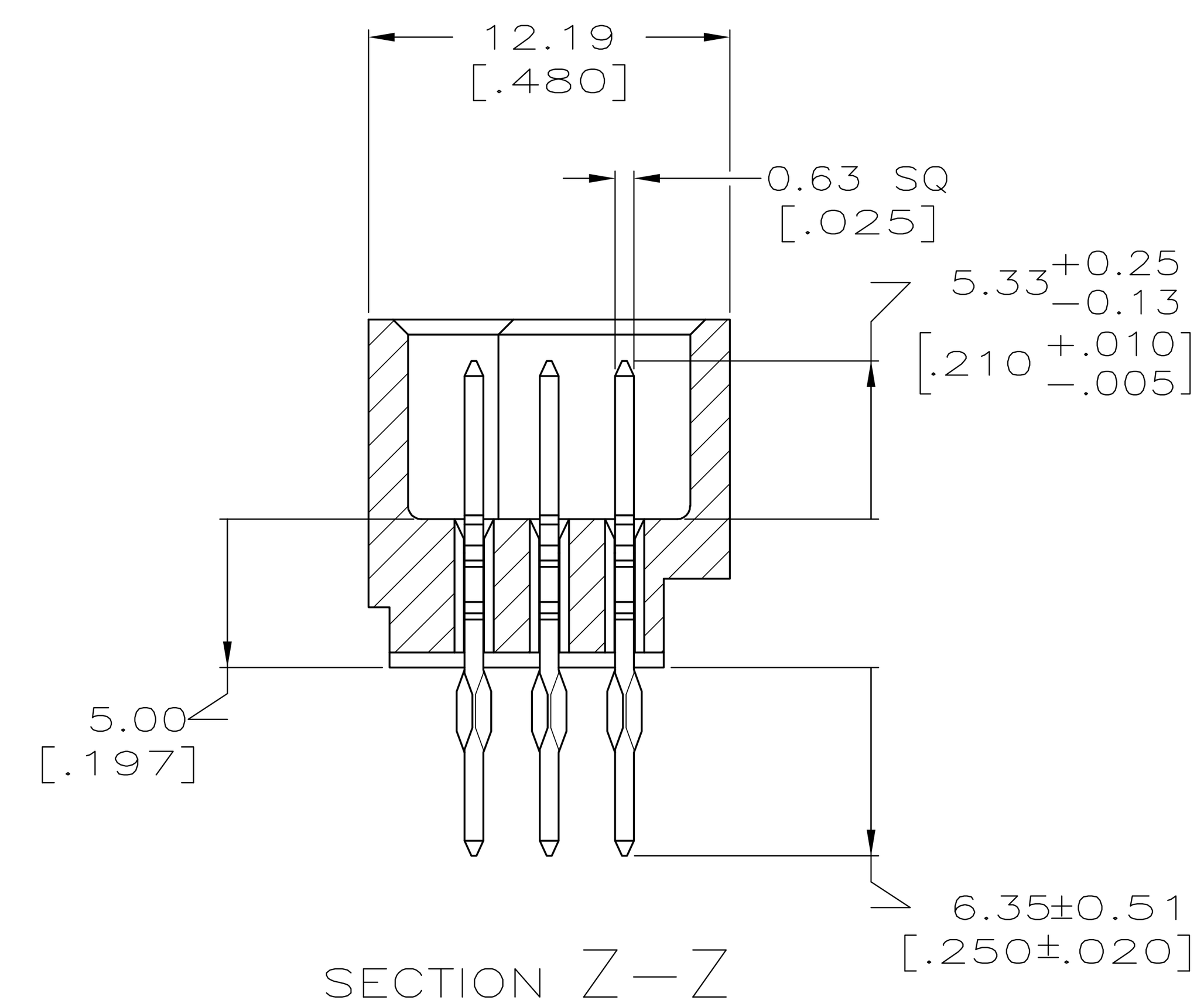

SECTION Z–Z

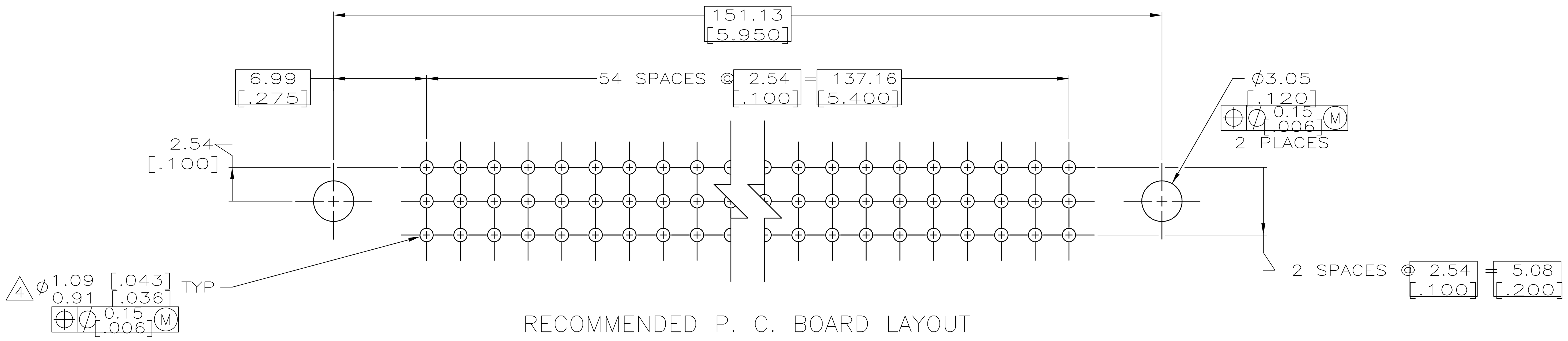

RECOMMENDED P. C. BOARD LAYOUT

NUMBER	A	X		X		X		X		X		X		X		X		X		X		X	X	X	X	X	X	X	X	X	X	X	X	X	X	X	X	X	X	X	X	X	X	X	X	X	X	X	X	X	X	X	X	X	X	X	A	LETTER
	B		X		X		X		X		X		X		X		X		X		X																													X	X	X	X	X	X	X	B	
END	C	X		X		X		X		X		X		X		X		X		X		X	X	X	X	X	X	X	X	X	X	X	X	X	X	X	X	X	X	X	X	X	X	X	X	X	X	X	X	X	X	X	X	X	X	X	C	END
	ROW	1				5					10					15					20					25					30					35					40					45					50					55	ROW	

CONTACT LOADING CHART – X INDICATES LOADED CAVITY

650841–1
PART NUMBER

THIS DRAWING IS A CONTROLLED DOCUMENT.

DIMENSIONS: mm [INCHES]

TOLERANCES UNLESS OTHERWISE SPECIFIED:
0 PLC ± –
1 PLC ± –
2 PLC ± –
3 PLC ± 0.13 [.005]
4 PLC ± –
ANGLES ± –

MATERIAL: 1 2
FINISH: 3

DWN T. SHUEY 3–9–95
CHK G. SKIPPER 3–10–95
APVD G. SKIPPER 3–10–95
PRODUCT SPEC —
APPLICATION SPEC —
WEIGHT —

TE Connectivity

NAME: PIN ASSEMBLY,HDI,3 ROW,165 POSITION SELECT LOADED,W/.250 ACTION PIN POSTS

SIZE A1 | CAGE CODE 00779 | DRAWING NO C–650841 | RESTRICTED TO —

CUSTOMER DRAWING | SCALE 4:1 | SHEET 1 OF 1 | REV C

4805 (1/15)