


Order No.: 1766806

Type: GMSTBVA 2,5/ 5-G-7,62

Header



The figure shows a 10-position version of the product

1 Main features



- | | | | |
|-------------------------|---------------------|------------------------|---------------------|
| • No. of pos. | 5 | • Nominal current | 12 A |
| • Nominal cross section | 2.5 mm ² | • Nominal voltage | 630 V |
| • Color | green | • Connection direction | 90 ° |
| • Pitch | 7.62 mm | • Type of packaging | packed in cardboard |
| • Mounting type | Wave soldering | | |

2 Your advantages

- ✓ Maximum flexibility when it comes to device design – one header for connectors with different connection technologies
- ✓ Well-known mounting principle allows worldwide use
- ✓ Larger pitch for increased voltage requirements
- ✓ Closed contour for optimum stability of the plug-in connection
- ✓ Vertical connection enables multi-row arrangement on the PCB



Make sure you always use the latest documentation.
It can be downloaded at: phoenixcontact.net/product/1766806

3 Table of contents

| | | |
|----|---|----|
| 1 | Main features..... | 1 |
| 2 | Your advantages | 1 |
| 3 | Table of contents | 2 |
| 4 | 3D model in PDF can be activated (Acrobat Reader only)..... | 3 |
| 5 | item properties..... | 4 |
| | 5.1 Material data | 4 |
| 6 | Dimensions..... | 4 |
| | 6.1 Dimensions for the product | 4 |
| | 6.2 Dimensions for PCB design..... | 4 |
| 7 | Series drawing..... | 5 |
| 8 | Packaging information | 6 |
| 9 | Application..... | 6 |
| | 9.1 Temperature limit values | 6 |
| 10 | Mechanical tests..... | 7 |
| 11 | Electrical tests | 8 |
| | 11.1 Electrical data..... | 8 |
| | 11.2 Air and creepage distances | 8 |
| 12 | Current carrying capacity/derating curves | 9 |
| 13 | Environmental and durability tests | 10 |
| | 13.1 Vibration test | 10 |
| 14 | Classification for connectors..... | 10 |
| 15 | Approvals | 10 |
| 16 | Commercial Data..... | 12 |
| 17 | corresponding plugs | 12 |
| 18 | Accessories..... | 12 |
| 19 | Combination tests..... | 13 |

1766806 GMSTBVA 2,5/ 5-G-7,62

4 3D model in PDF can be activated (Acrobat Reader only)



1766806 GMSTBVA 2,5/ 5-G-7,62**5 item properties**

| | |
|---------------------|-----------------------|
| Order No. | 1766806 |
| Type | GMSTBVA 2,5/ 5-G-7,62 |
| Type of contact | Male connector |
| Range of articles | GMSTBVA 2,5/...-G |
| Pitch | 7.62 mm |
| Number of positions | 5 |
| Locking | without |
| Mounting type | Wave soldering |
| Pin layout | Linear pinning |

5.1 Material data

| | |
|---|---|
| Material of metal parts | |
| Note | WEEE/RoHS-compliant, whisker-free acc. to IEC 60068-2-82/JEDEC JESD 201 |
| Contact material | Cu alloy |
| Surface contact area | Ni 1.3 µm ... 3 µm , Sn 3 µm ... 5 µm |
| Soldering area surface | Ni 1.3 µm ... 3 µm , Sn 3 µm ... 5 µm |
| Surface characteristics | Tin-plated |
| Insulating material data | |
| Insulating material | PA |
| CTI according to IEC 60112 | 600 |
| Flammability rating according to UL 94 | V0 |
| Color | green (6021) |
| Glow wire flammability index GWFI according to EN 60695-2-12 | 850 |
| Glow wire ignition temperature GWIT according to EN 60695-2-13 | 775 |
| Temperature for the ball pressure test according to EN 60695-10-2 | 125 °C |

6 Dimensions**6.1 Dimensions for the product**

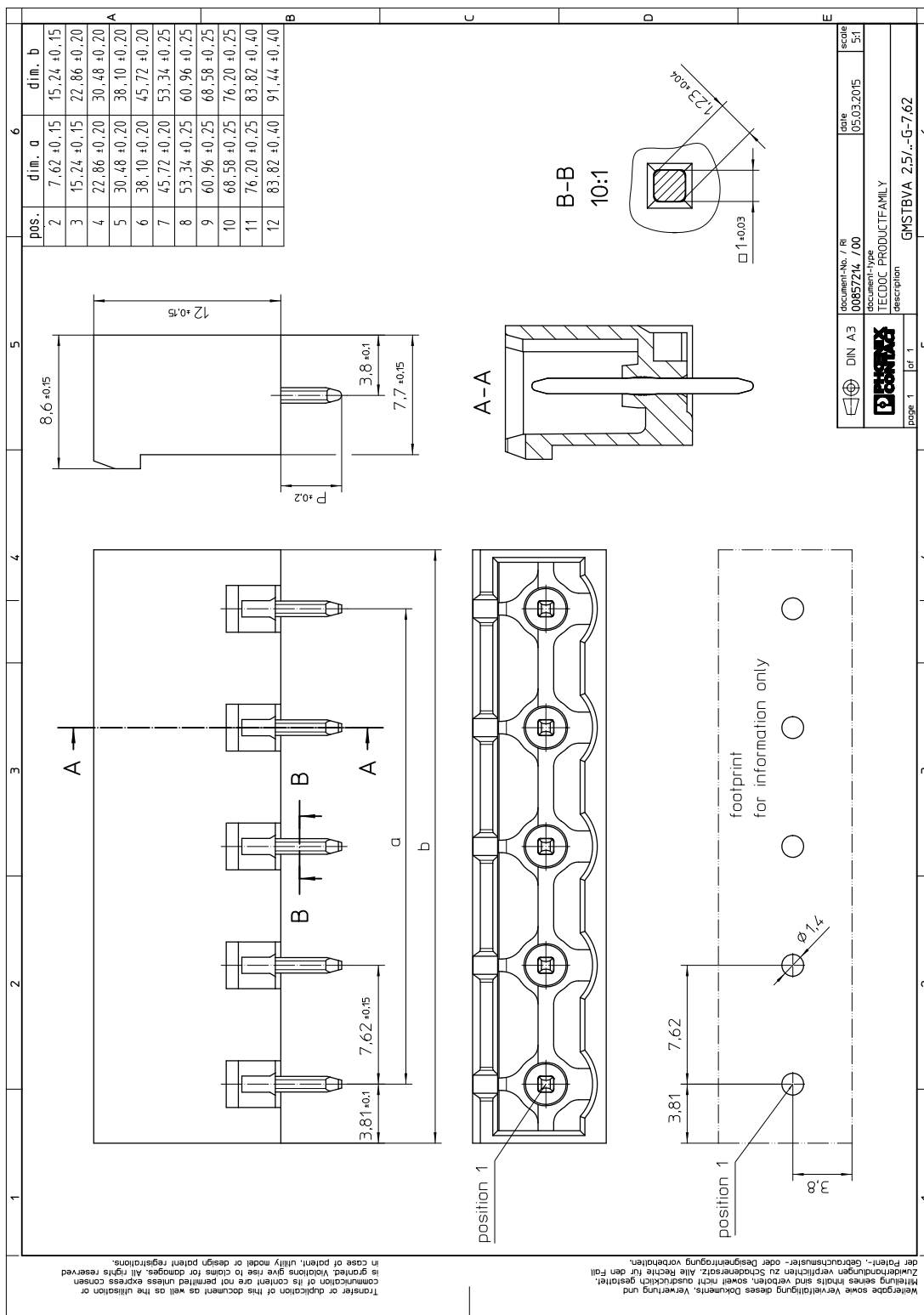
| | |
|-----------------------------|----------|
| Length | 8.6 mm |
| Width | 38.1 mm |
| Height (without solder pin) | 12 mm |
| Total height | 15.9 mm |
| Solder pin [P] | 3.9 mm |
| Dimension a | 30.48 mm |

6.2 Dimensions for PCB design

| | |
|----------------|-----------|
| Hole diameter | 1.4 mm |
| Pin dimensions | 1,0 x 1,0 |

1766806 GMSTBVA 2,5/ 5-G-7,62

7 Series drawing



Transfer or duplication of this document as well as the utilisation or communication of its content are not permitted unless express consent in granted. Violations give rise to claims for damages. All rights reserved in case of patent, utility model or design patent registrations.

Wiedergabe sowie Vervielfältigung dieses Dokuments, Verwertung und Zerkleinerungen sind verboten, soweit nicht ausdrücklich gestattet. Zuwiderhandlungen verpflichten zu Schadenersatz. Alle Rechte für den Fall der Patent-, Gebrauchsmuster- oder Designanmeldung vorbehalten.

| | | | | | | | |
|--------|--------|-------------------|----------------------|---------------------|------------|-------|-------|
| | DIN A3 | document-No. / Ri | 00857214_700 | date | 05.03.2015 | scale | 1:5:1 |
| | TECDOC | document-type | TECDOC PRODUCTFAMILY | | | | |
| page 1 | of 1 | description | | GMSTBVA 2,5/-G-7,62 | | | |

1766806 GMSTBVA 2,5/ 5-G-7,62**8 Packaging information**

| | |
|--------------------|---------------------|
| Type of packaging | packed in cardboard |
| Pieces per package | 250 |

9 Application**9.1 Temperature limit values**

| | |
|---|--|
| Ambient temperature (storage/transport) | -40 °C ... 70 °C |
| Ambient temperature (assembly) | -5 °C ... 100 °C |
| Ambient temperature (operation) | -40 °C (dependent on the derating curve) |

1766806 GMSTBVA 2,5/ 5-G-7,62**10 Mechanical tests**

| Mechanical test group A | |
|-------------------------------------|------------------------|
| Specification | IEC 61984:2008-10 |
| Visual test | Test passed |
| Specification | IEC 60512-1-1:2002-02 |
| Dimensional test | Test passed |
| Specification | IEC 60512-1-2:2002-02 |
| Resistance of marking | Test passed |
| Specification | IEC 60068-2-70:1995-12 |
| Insertion and withdrawal force | Test passed |
| Specification | IEC 60512-13-2:2006-02 |
| No. of cycles | 25 |
| Insertion strength per pos. approx. | 8 N |
| Withdraw strength per pos. approx. | 6 N |
| Polarization and coding | Test passed |
| Specification | IEC 60512-13-5:2006-02 |
| Test force | 20 N |
| Contact retention in insert | Test passed |
| Specification | IEC 60512-15-1:2008-05 |
| Test force per pos. | 31 N |

1766806 GMSTBVA 2,5/ 5-G-7,62**11 Electrical tests****11.1 Electrical data**

| | |
|---|----------------------------|
| Rated current / conductor cross section | 12 A / 2.5 mm ² |
| Rated insulation voltage (III/2) | 630 V |
| Rated surge voltage (III/2) | 6 kV |
| Contact resistance | 3.7 mΩ |
| Degree of pollution | 2 |

11.2 Air and creepage distances

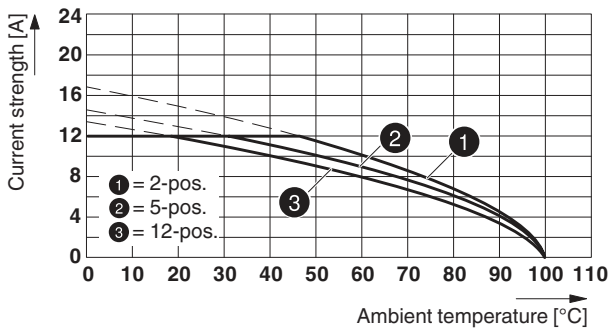
| | | | |
|---|---------------------|--------|--------|
| Component | Header | | |
| Specification | IEC 60664-1:2007-04 | | |
| Mains type | unearthed mains | | |
| Insulating material group | I | | |
| Comparative tracking index (IEC 60112:2003-01) | CTI 600 | | |
| Rated insulation voltage | 400 V | 630 V | 630 V |
| Rated surge voltage | 6 kV | 6 kV | 6 kV |
| Degree of pollution | 3 | 2 | 2 |
| Overvoltage category | III | III | II |
| Minimum clearance case A (inhomogeneous field) | 5.5 mm | 5.5 mm | 5.5 mm |
| Minimum value of the creepage path requirement in acc. with table | 6.3 mm | 5.5 mm | 5 mm |

1766806 GMSTBVA 2,5/ 5-G-7,62

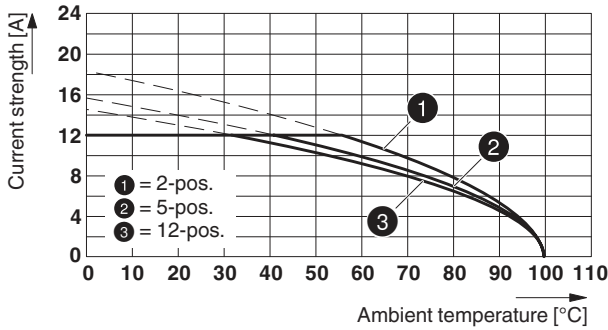
12 Current carrying capacity/derating curves

| | |
|-------------------------|---|
| Specification | IEC 61984:2008-10 |
| Note | Representation based on IEC 60512-5-2:2002-02 |
| Reduction factor | 0.8 |
| Number of positions | See diagram |
| Conductor cross section | 2.5 mm ² |
| Note | |

Type: GMVSTBR 2,5 HV/...-ST-7,62 with GMSTBVA 2,5/...-G-7,62



Type: GMSTB 2,5/..-ST-7,62 with GMSTBVA 2,5/..-G-7,62



Type: FRONT-GMSTB 2,5/...-ST-7,62 with GMSTBVA 2,5/...-G-7,62

86108_1000_en

1766806 GMSTBVA 2,5/ 5-G-7,62

13 Environmental and durability tests


13.1 Vibration test


| | |
|------------------------|------------------------|
| Specification | IEC 60068-2-6:2007-12 |
| Result | Test passed |
| Frequency | 10 - 150 - 10 Hz |
| Sweep speed | 1 octave/min |
| Amplitude | 0.35 mm (10 - 60.1 Hz) |
| Acceleration | 5 g (60.1 - 150 Hz) |
| Test duration per axis | 2.5 h |
| Test directions | X-, Y- and Z-axis |


14 Classification for connectors


| | |
|-----------------------------------|--|
| Specification | IEC 61984:2008-10 |
| Main features | Connectors without switching capacity (COC) |
| Construction form | Fixed connectors |
| Strain relief elements | without strain relief |
| Protection against electric shock | Not encapsulated - touch-proof when inserted |
| Protection class | |
| Protective conductor | without PE |
| Lock | no |

15 Approvals

| CSA  | | | | |
|---|-------|-------|--|--|
| Use group | B | D | | |
| mm ² /AWG/kcmil | | | | |
| Voltage | 300 V | 300 V | | |
| Current | 10 A | 10 A | | |

| UL Recognized  | | | | |
|---|-------|-------|--|--|
| Use group | B | D | | |
| mm ² /AWG/kcmil | | | | |
| Voltage | 300 V | 300 V | | |
| Current | 15 A | 10 A | | |

| VDE Gutachten mit Fertigungsüberwachung  | | | | |
|---|-------|--|--|--|
| mm ² /AWG/kcmil | | | | |
| Voltage | 400 V | | | |
| Current | 12 A | | | |

| cUL Recognized  | | | | |
|--|-------|-------|--|--|
| Use group | B | D | | |
| mm ² /AWG/kcmil | | | | |
| Voltage | 300 V | 300 V | | |
| Current | 15 A | 10 A | | |

1766806 GMSTBVA 2,5/ 5-G-7,62


IECEE CB Scheme 

mm²/AWG/kcmil

Voltage 400 V

Current 12 A

EAC 

cULus Recognized 

1766806 GMSTBVA 2,5/ 5-G-7,62**16 Commercial Data**

| | |
|--------------------|--|
| Order No. | 1766806 |
| Type | GMSTBVA 2,5/ 5-G-7,62 |
| Pieces per package | 250 |
| Net weight | 2.447 g |
| GTIN | 4017918032821 |
| | Information that applies locally, see link on page 1 |
| Country of origin | Information that applies locally, see link on page 1 |

17 corresponding plugs






| Order No. | Type |
|-----------|----------------------------|
| 1767038 | GMSTB 2,5/ 5-ST-7,62 |
| 1806148 | FRONT-GMSTB 2,5/ 5-ST-7,62 |
| 1823095 | GMSTBP 2,5/ 5-ST-7,62 |
| 1832442 | GMVSTBW 2,5/ 5-ST-7,62 |
| 1832552 | GMVSTBR 2,5/ 5-ST-7,62 |
| 1939662 | GFKC 2,5/ 5-ST-7,62 |

18 Accessories

| Description | Order No. | Type |
|--|-----------|--------------------------|
| Coding section, inserted into the recess in the header or the inverted plug, red insulating material | 1734401 | CR-MSTB |
| Keying cap, for forming sections, plugs onto header pin, green insulating material | 1755477 | MSTB-BL |
| | 0804549 | SK 7,62/3,8:FORTL.ZAHLEN |

1766806 GMSTBVA 2,5/ 5-G-7,62

19 Combination tests

| |  |  |  |  |  |
|--|---|---|---|---|---|
| | GMSTBVA 2,5/..-G | GMVSTBR 2,5/..-ST | GMSTB 2,5/..-ST | FRONT-GMSTB 2,5/..-ST | GFKC 2,5/..-ST |
| Specification | | IEC 61984 | IEC 61984 | IEC 61984 | IEC 61984 |
| Mechanical tests (A) | | | | | |
| Insertion/withdrawal force per position | | approx. 8 N / 6 N | approx. 7 N / 3 N | approx. 8 N / 6 N | |
| Polarization when inserted Requirement >20 N | | Test passed | Test passed | Test passed | |
| Contact holder in insert Requirements >20 N | | Test passed | Test passed | Test passed | |
| Durability tests (B) | | | | | |
| Contact resistance R ₁ | | 3.7 mΩ | 2.6 mΩ | 2.9 mΩ | |
| Insertion/withdrawal cycles | | 25 | 25 | 25 | |
| Contact resistance R ₂ | | 3.8 mΩ | 2.7 mΩ | 2.9 mΩ | |
| Rated impulse voltage at sea level Voltage waveform ≥ (1.2/50 μs) | | 7.3 kV | 7.3 kV | 7.3 kV | |
| Power-frequency withstand voltage Voltage waveform ≥ (50/60 Hz) | | 3.31 kV | 3.31 kV | 3.31 kV | |
| Insulation resistance Requirements > 5 MΩ | | > 2 TΩ | 0,263 TΩ | 0.549 TΩ | |
| Thermal tests (C) | | | | | |
| Tested number of positions | | 12 | 12 | 12 | |
| Tested conductor cross section | | 2.5 mm ² | 2.5 mm ² | 2.5 mm ² | |
| Test current | | 12 A | 12 A DC | 12 A DC | |
| Upper limiting temperature Requirements < 100°C | | Test passed | Test passed | Test passed | |
| Climatic tests (D) | | | | | |
| Test sequence 1: low temperature storage | | -40 °C/2 h | -40 °C/2 h | -40 °C/2 h | |
| Test sequence 2: heat storage | | 100 °C/168 h | 100 °C/168 h | 100 °C/168 h | |
| Test sequence 3: noxious gas storage (ISO 6988) | | 0.2 dm ³ SO ₂ on 300 dm ³ / 40 °C/1 cycle | 0.2 dm ³ SO ₂ on 300 dm ³ / 40 °C/1 cycle | 0.2 dm ³ SO ₂ on 300 dm ³ / 40 °C/1 cycle | |
| Rated impulse voltage at sea level Voltage waveform ≥ (1.2/50 μs) | | 7.3 kV | 7.3 kV | 7.3 kV | |
| Power-frequency withstand voltage Voltage waveform ≥ (50/60 Hz) | | 3.31 kV | 3.31 kV | 3.31 kV | |
| Environmental and endurance tests (E) | | | | | |
| Specification | | IEC 61984:2008-10 | IEC 61984:2008-10 | IEC 61984:2008-10 | |
| Degree of protection | | Finger safety with IP20 test finger | Finger safety with IP20 test finger | Finger safety with IP20 test finger | |