

WIRELESS ANTENNAE & ACCESSORIES



A wide range of wireless and other antennae are available from Sensata, including ATEX rated antennae for hazardous areas.

The ANTA7000 is typically used on the IWR-PORT and IWT-128 units where they are mounted in non-metallic enclosures so transmission through the panel is not a problem. The connections is an SMA male.

The ANT2401 is a high gain antenna suitable for mounting on the outside of control panels or on internal or external walls. It has a high power Teflon element protected by a glass fiber tube. Connection is via an N-Type female connector.

The EX-ANT is optimized and certified for use in hazardous environments. It has a wide angle beam providing excellent coverage in multi path environments, for example where there are metal walls and equipment.

For a full listing of devices available or technical assistance in choosing a suitable antenna please contact Sensata.

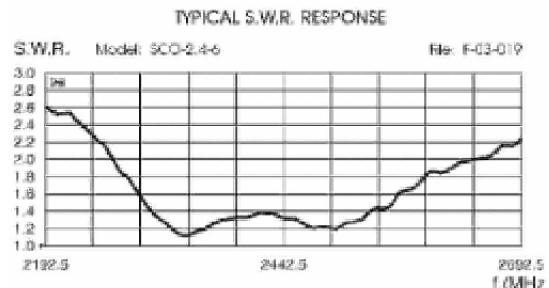
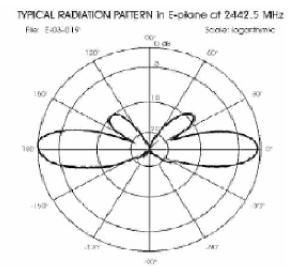
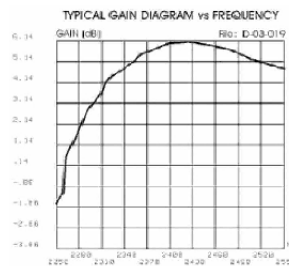
Features

- Wide range of antennae, cables and connectors available
- Including ATEX certified units
- High-gain industrial hardened units
- Cost-effective proven solutions

SPECIFICATIONS

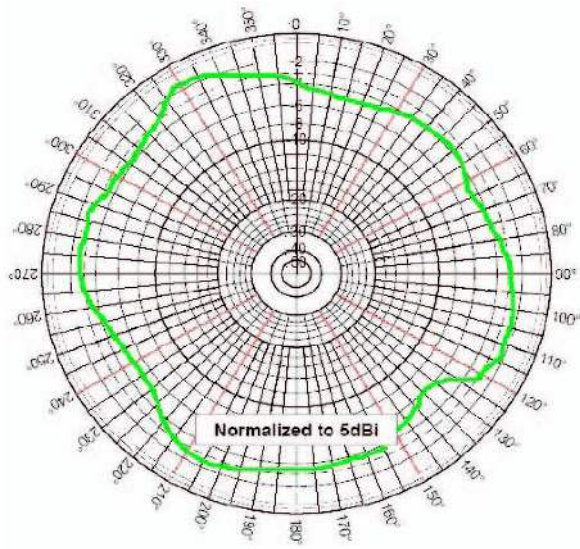
ANT2401 Technical

Type	Co-linear Dipole Array
Frequency Range	2300 - 2500 MHz
Impedance	50 ohm unbalanced
Gain	6 dBi
Max Power	20 Watts (CW) at 50°C
Beamwidth Horizontal	360 deg omni directional
3 dB Beamwidth Vertical	22 deg at 2242.5 MHz
Feed System	DC-Ground / Base
Connector	N type female

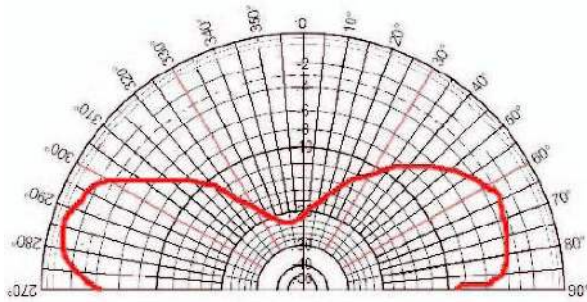


A7000 Characteristics

Frequency Range	2400MHz
Impedance	50ohm
Gain	2.14 dBi
Temperature	-30°C to +80°C
Polarization	Vertical
Emission	Omni Direction
Dimensions	53mm x 9.65mm
Connector	SMA Male RA



Azimuthal Pattern (X, Y or E-Plane)

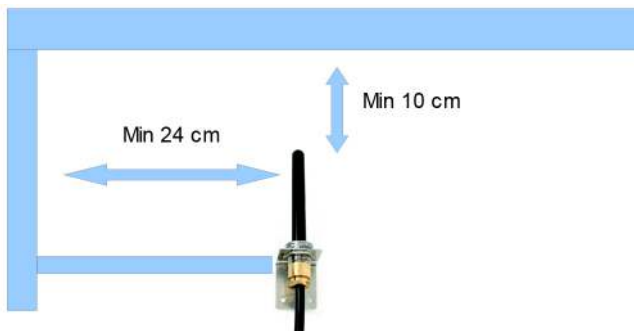


Elevation Pattern (Z, Y or H-Plane)

EX-ANT Characteristics

Frequency Range	2400 & 5000 MHz
Impedance	50 ohm
Gain	2 dBi
Temperature	-30°C to +60°C
Beamwidth Vertical	80°C
Beamwidth Horizontal	360°C
Max Input Power	2 Watts (Ex limitation)
Connector	10 meters cable
Weight	100g
Length	125mm
Radome Material	EX certified plastic
Wind Survival	>150mph
Mounting Method	Wall / mast adapter

INSTALLATION





Part Number	ANT2401 Antenna Mounting Bracket
Part Number	A7000 Antenna
Part Number	Eg Ex-ANT EX Antenna 10 meters cable Mounting Bracket

Made in the UK

Sensata Technologies, Inc. ("Sensata") data sheets are solely intended to assist designers ("Buyers") who are developing systems that incorporate Sensata products (also referred to herein as "components"). Buyer understands and agrees that Buyer remains responsible for using its independent analysis, evaluation and judgment in designing Buyer's systems and products. Sensata data sheets have been created using standard laboratory conditions and engineering practices. Sensata has not conducted any testing other than that specifically described in the published documentation for a particular data sheet. Sensata may make corrections, enhancements, improvements and other changes to its data sheets or components without notice.

Buyers are authorized to use Sensata data sheets with the Sensata component(s) identified in each particular data sheet. HOWEVER, NO OTHER LICENSE, EXPRESS OR IMPLIED, BY ESTOPPEL OR OTHERWISE TO ANY OTHER SENSATA INTELLECTUAL PROPERTY RIGHT, AND NO LICENSE TO ANY THIRD PARTY TECHNOLOGY OR INTELLECTUAL PROPERTY RIGHT, IS GRANTED HEREIN. SENSATA DATA SHEETS ARE PROVIDED "AS IS". SENSATA MAKES NO WARRANTIES OR REPRESENTATIONS WITH REGARD TO THE DATA SHEETS OR USE OF THE DATA SHEETS, EXPRESS, IMPLIED OR STATUTORY, INCLUDING ACCURACY OR COMPLETENESS. SENSATA DISCLAIMS ANY WARRANTY OF TITLE AND ANY IMPLIED WARRANTIES OF MERCHANTABILITY, FITNESS FOR A PARTICULAR PURPOSE, QUIET ENJOYMENT, QUIET POSSESSION, AND NON-INFRINGEMENT OF ANY THIRD PARTY INTELLECTUAL PROPERTY RIGHTS WITH REGARD TO SENSATA DATA SHEETS OR USE THEREOF.

All products are sold subject to Sensata's terms and conditions of sale supplied at www.sensata.com SENSATA ASSUMES NO LIABILITY FOR APPLICATIONS ASSISTANCE OR THE DESIGN OF BUYERS' PRODUCTS. BUYER ACKNOWLEDGES AND AGREES THAT IT IS SOLELY RESPONSIBLE FOR COMPLIANCE WITH ALL LEGAL, REGULATORY AND SAFETY-RELATED REQUIREMENTS CONCERNING ITS PRODUCTS, AND ANY USE OF SENSATA COMPONENTS IN ITS APPLICATIONS, NOTWITHSTANDING ANY APPLICATIONS-RELATED INFORMATION OR SUPPORT THAT MAY BE PROVIDED BY SENSATA.

Mailing Address: Sensata Technologies, Inc., 529 Pleasant Street, Attleboro, MA 02703, USA.

CONTACT US

EUROPE
+44 (0)1202 897969
c3w_sales@sensata.com
Cynergy3 Components Ltd.
7 Cobham Road,
Ferndown Industrial Estate,
Wimborne, Dorset,
BH21 7PE, United Kingdom

USA
+1 310 561 8092 / +1 866 258 5057
c3w_sales@sensata.com