

Feed-through terminal block - PT 16 N RD - 3212146

Please be informed that the data shown in this PDF Document is generated from our Online Catalog. Please find the complete data in the user's documentation. Our General Terms of Use for Downloads are valid (<http://phoenixcontact.com/download>)



Feed-through terminal block, Connection method: Push-in connection, Cross section: 0.5 mm² - 25 mm², AWG: 20 - 4, Width: 12.2 mm, Color: red, Mounting type: NS 35/7,5, NS 35/15

The figure shows the product in gray

Why buy this product

- ✓ The Push-in connection terminal blocks are characterized by the system features of the CLIPLINE complete system and by easy and tool-free wiring of conductors with ferrules or solid conductors
- ✓ The compact design and front connection enable wiring in a confined space
- ✓ In addition to the testing facility in the double function shaft, all terminal blocks provide an additional test connection

Key Commercial Data

| | |
|--------------------------------------|----------|
| Packing unit | 1 STK |
| Minimum order quantity | 50 STK |
| Weight per Piece (excluding packing) | 31.340 g |
| Custom tariff number | 85369010 |
| Country of origin | Poland |

Technical data

General

| | |
|--|--------------------|
| Number of levels | 1 |
| Number of connections | 2 |
| Potentials | 1 |
| Nominal cross section | 16 mm ² |
| Color | red |
| Insulating material | PA |
| Flammability rating according to UL 94 | V0 |
| Rated surge voltage | 8 kV |

Feed-through terminal block - PT 16 N RD - 3212146

Technical data

General

| | |
|--------------------------------|--|
| Degree of pollution | 3 |
| Overvoltage category | III |
| Insulating material group | I |
| Maximum load current | 85 A (with 25 mm ² conductor cross section) |
| Nominal current I _N | 76 A |
| Nominal voltage U _N | 1000 V |
| Open side panel | Yes |

Dimensions

| | |
|------------------|---------|
| Width | 12.2 mm |
| End cover width | 2.2 mm |
| Length | 75.4 mm |
| Height NS 35/7,5 | 52.6 mm |
| Height NS 35/15 | 60.1 mm |

Connection data

| | |
|---|---------------------|
| Connection method | Push-in connection |
| Connection in acc. with standard | IEC 60947-7-1 |
| Conductor cross section solid min. | 0.5 mm ² |
| Conductor cross section solid max. | 25 mm ² |
| Conductor cross section AWG min. | 20 |
| Conductor cross section AWG max. | 4 |
| Conductor cross section flexible min. | 0.5 mm ² |
| Conductor cross section flexible max. | 16 mm ² |
| Min. AWG conductor cross section, flexible | 20 |
| Max. AWG conductor cross section, flexible | 6 |
| Conductor cross section flexible, with ferrule without plastic sleeve min. | 0.5 mm ² |
| Conductor cross section flexible, with ferrule without plastic sleeve max. | 16 mm ² |
| Conductor cross section flexible, with ferrule with plastic sleeve min. | 0.5 mm ² |
| Conductor cross section flexible, with ferrule with plastic sleeve max. | 16 mm ² |
| 2 conductors with same cross section, stranded, TWIN ferrules with plastic sleeve, min. | 1.5 mm ² |
| 2 conductors with same cross section, stranded, TWIN ferrules with plastic sleeve, max. | 4 mm ² |
| Stripping length | 18 mm |
| Internal cylindrical gage | A7 |

Standards and Regulations

| | |
|----------------------------------|---------------|
| Connection in acc. with standard | IEC 60947-7-1 |
|----------------------------------|---------------|

Feed-through terminal block - PT 16 N RD - 3212146


Technical data

Standards and Regulations

| | |
|--|----|
| Flammability rating according to UL 94 | V0 |
|--|----|

Drawings

Circuit diagram



Classifications

eCl@ss

| | |
|------------|----------|
| eCl@ss 4.0 | 27141120 |
| eCl@ss 4.1 | 27141120 |
| eCl@ss 5.0 | 27141120 |
| eCl@ss 5.1 | 27141120 |
| eCl@ss 6.0 | 27141120 |
| eCl@ss 7.0 | 27141120 |
| eCl@ss 8.0 | 27141120 |
| eCl@ss 9.0 | 27141120 |

ETIM

| | |
|----------|----------|
| ETIM 2.0 | EC000897 |
| ETIM 3.0 | EC000897 |
| ETIM 4.0 | EC000897 |
| ETIM 5.0 | EC000897 |

UNSPSC

| | |
|---------------|----------|
| UNSPSC 6.01 | 30211811 |
| UNSPSC 7.0901 | 39121410 |
| UNSPSC 11 | 39121410 |
| UNSPSC 12.01 | 39121410 |
| UNSPSC 13.2 | 39121410 |

Approvals

Approvals

Approvals

CSA / UL Recognized / cUL Recognized / EAC / VDE Zeichengenehmigung / IEC EE CB Scheme / BV / LR / DNV GL / PRS / cULus Recognized


Feed-through terminal block - PT 16 N RD - 3212146

Approvals


Ex Approvals

ATEX / IECEx


Approval details

CSA  <http://www.csagroup.org/us/en/services/testing-and-certification/certified-product-listing-13631>

| | B | C |
|----------------------------|-------|-------|
| mm ² /AWG/kcmil | 20-4 | 20-4 |
| Nominal current IN | 70 A | 70 A |
| Nominal voltage UN | 600 V | 600 V |


UL Recognized  <http://database.ul.com/cgi-bin/XYV/template/LISEXT/1FRAME/index.htm> FILE E 60425

| | B | C |
|----------------------------|-------|-------|
| mm ² /AWG/kcmil | 20-4 | 20-4 |
| Nominal current IN | 85 A | 85 A |
| Nominal voltage UN | 600 V | 600 V |

cUL Recognized  <http://database.ul.com/cgi-bin/XYV/template/LISEXT/1FRAME/index.htm> FILE E 60425

| | B | C |
|----------------------------|-------|-------|
| mm ² /AWG/kcmil | 20-4 | 20-4 |
| Nominal current IN | 85 A | 85 A |
| Nominal voltage UN | 600 V | 600 V |

EAC EAC-Zulassung


VDE Zeichengenehmigung  <http://www.vde.de> 40040917

| | |
|----------------------------|--------|
| mm ² /AWG/kcmil | 0.5-16 |
| Nominal current IN | 76 A |

Feed-through terminal block - PT 16 N RD - 3212146

Approvals

| | |
|--------------------|--------|
| Nominal voltage UN | 1000 V |
|--------------------|--------|


| | |
|---|--------|
| IECEE CB Scheme  http://www.iecee.org/ DE1-55471 | |
| mm ² /AWG/kcmil | 0.5-16 |
| Nominal current IN | 76 A |
| Nominal voltage UN | 1000 V |

BV http://www.veristar.com/wps/portal/lut/p/_s.7_0_A/7_0_RIM_37796/A2 BV

LR [http://www.lr.org/en_12/20038_\(E2\)](http://www.lr.org/en_12/20038_(E2))

DNV GL <https://www.dnvgl.com/TAE000010T>

PRS <http://www.prs.pl/TE/2107/880590/16>

cULus Recognized  <http://database.ul.com/cgi-bin/XYV/template/LISEXT/1FRAME/index.htm>

Accessories

Accessories

DIN rail

DIN rail perforated - NS 35/ 7,5 PERF 2000MM - 0801733



DIN rail, material: steel galvanized and passivated with a thick layer, perforated, height 7.5 mm, width 35 mm, length: 2000 mm

Feed-through terminal block - PT 16 N RD - 3212146

Accessories

DIN rail, unperforated - NS 35/ 7,5 UNPERF 2000MM - 0801681



DIN rail, material: Steel, unperforated, height 7.5 mm, width 35 mm, length: 2 m

DIN rail perforated - NS 35/ 7,5 WH PERF 2000MM - 1204119



DIN rail 35 mm (NS 35)

DIN rail - NS 35/ 7,5 WH UNPERF 2000MM - 1204122



DIN rail 35 mm (NS 35)

DIN rail, unperforated - NS 35/ 7,5 AL UNPERF 2000MM - 0801704



DIN rail, unperforated, Width: 35 mm, Height: 7.5 mm, Length: 2000 mm, Color: silver

DIN rail perforated - NS 35/ 7,5 ZN PERF 2000MM - 1206421



DIN rail, material: Galvanized, perforated, height 7.5 mm, width 35 mm, length: 2 m

Feed-through terminal block - PT 16 N RD - 3212146

Accessories

DIN rail, unperforated - NS 35/ 7,5 ZN UNPERF 2000MM - 1206434



DIN rail, material: Galvanized, unperforated, height 7.5 mm, width 35 mm, length: 2 m

DIN rail, unperforated - NS 35/ 7,5 CU UNPERF 2000MM - 0801762



DIN rail, material: Copper, unperforated, height 7.5 mm, width 35 mm, length: 2 m

End cap - NS 35/ 7,5 CAP - 1206560



DIN rail end piece, for DIN rail NS 35/7.5

DIN rail perforated - NS 35/15 PERF 2000MM - 1201730



DIN rail, material: steel galvanized and passivated with a thick layer, perforated, height 15 mm, width 35 mm, length: 2000 mm

DIN rail, unperforated - NS 35/15 UNPERF 2000MM - 1201714



DIN rail, material: Steel, unperforated, height 15 mm, width 35 mm, length: 2 m

Feed-through terminal block - PT 16 N RD - 3212146

Accessories

DIN rail perforated - NS 35/15 WH PERF 2000MM - 0806602



DIN rail 35 mm (NS 35)

DIN rail - NS 35/15 WH UNPERF 2000MM - 1204135



DIN rail 35 mm (NS 35)

DIN rail, unperforated - NS 35/15 AL UNPERF 2000MM - 1201756



DIN rail, deep drawn, high profile, unperforated, 1.5 mm thick, material: aluminum, height 15 mm, width 35 mm, length 2000 mm

DIN rail perforated - NS 35/15 ZN PERF 2000MM - 1206599



DIN rail, material: Galvanized, perforated, height 15 mm, width 35 mm, length: 2 m

DIN rail, unperforated - NS 35/15 ZN UNPERF 2000MM - 1206586



DIN rail, material: Galvanized, unperforated, height 15 mm, width 35 mm, length: 2 m

Feed-through terminal block - PT 16 N RD - 3212146

Accessories

DIN rail, unperforated - NS 35/15 CU UNPERF 2000MM - 1201895



DIN rail, material: Copper, unperforated, 1.5 mm thick, height 15 mm, width 35 mm, length: 2 m

End cap - NS 35/15 CAP - 1206573



DIN rail end piece, for DIN rail NS 35/15

DIN rail, unperforated - NS 35/15-2,3 UNPERF 2000MM - 1201798



DIN rail, material: Steel, unperforated, 2.3 mm thick, height 15 mm, width 35 mm, length: 2 m

Documentation

Mounting material - PT-IL - 3208090



Operating decal for the push-in Technology

End block

End clamp - E/UK - 1201442



End clamp, Width: 9.5 mm, Height: 35.3 mm, Length: 50.5 mm, Color: gray

Feed-through terminal block - PT 16 N RD - 3212146

Accessories

End clamp - E/UK 1 - 1201413



End clamps, for supporting the ends of double-level and three-level terminal blocks, width: 10 mm, color: gray

End clamp - CLIPFIX 35 - 3022218



Quick mounting end clamp for NS 35/7,5 DIN rail or NS 35/15 DIN rail, with marking option, width: 9.5 mm, color: gray

End clamp - CLIPFIX 35-5 - 3022276



Quick mounting end clamp for NS 35/7,5 DIN rail or NS 35/15 DIN rail, with marking option, with parking option for FBS...5, FBS...6, KSS 5, KSS 6, width: 5.15 mm, color: gray

End clamp - E/NS 35 N - 0800886



End clamp, width: 9.5 mm, color: gray

End cover

End cover - D-PT 16 N - 3212060



End cover, Length: 75.4 mm, Width: 2.2 mm, Color: gray

Feed-through terminal block - PT 16 N RD - 3212146

Accessories

Insulating sleeve

Insulating sleeve - MPS-IH WH - 0201663



Insulating sleeve, Color: white

Insulating sleeve - MPS-IH RD - 0201676



Insulating sleeve, Color: red

Insulating sleeve - MPS-IH BU - 0201689



Insulating sleeve, Color: blue

Insulating sleeve - MPS-IH YE - 0201692



Insulating sleeve, Color: yellow

Insulating sleeve - MPS-IH GN - 0201702



Insulating sleeve, Color: green

Feed-through terminal block - PT 16 N RD - 3212146

Accessories

Insulating sleeve - MPS-IH GY - 0201728



Insulating sleeve, Color: gray

Insulating sleeve - MPS-IH BK - 0201731



Insulating sleeve, Color: black

Jumper

Plug-in bridge - FBS 2-12 - 3005950



Plug-in bridge, Pitch: 12 mm, Number of positions: 2, Color: red

Labeled terminal marker

Zack Marker strip, flat - ZBF 12 CUS - 0825018



Zack Marker strip, flat, can be ordered: Strip, white, labeled according to customer specifications, Mounting type: Snap into flat marker groove, for terminal block width: 12 mm, Lettering field: 5.15 x 12.15 mm

Marker for terminal blocks - UC-TMF 12 CUS - 0824670



Marker for terminal blocks, can be ordered: by sheet, white, labeled according to customer specifications, Mounting type: Snap into flat marker groove, for terminal block width: 12 mm, Lettering field: 11.45 x 5.1 mm

Feed-through terminal block - PT 16 N RD - 3212146

Accessories

Marker for terminal blocks - UCT-TMF 12 CUS - 0829686



Marker for terminal blocks, can be ordered: by sheet, white, labeled according to customer specifications, Mounting type: Snap into flat marker groove, for terminal block width: 12 mm, Lettering field: 11.2 x 4.7 mm

Zack marker strip - ZB 12 CUS - 0824942



Zack marker strip, can be ordered: Strip, white, labeled according to customer specifications, Mounting type: Snap into tall marker groove, for terminal block width: 12.2 mm, Lettering field: 10.5 x 12.15 mm

Marker for terminal blocks - ZB 12,LGS:L1-N,PE - 0812146



Marker for terminal blocks, Strip, white, labeled, Printed horizontally: L1, L2, L3, N, PE, Mounting type: Snap into tall marker groove, for terminal block width: 12.2 mm, Lettering field: 10.5 x 12.15 mm

Marker for terminal blocks - UC-TM 12 CUS - 0824613



Marker for terminal blocks, can be ordered: by sheet, white, labeled according to customer specifications, Mounting type: Snap into tall marker groove, for terminal block width: 12 mm, Lettering field: 11.45 x 10.5 mm

Marker for terminal blocks - UCT-TM 12 CUS - 0829630



Marker for terminal blocks, can be ordered: by sheet, white, labeled according to customer specifications, Mounting type: Snap into tall marker groove, for terminal block width: 12 mm, Lettering field: 10.8 x 9.6 mm

Planning and marking software

Feed-through terminal block - PT 16 N RD - 3212146

Accessories

Software - CLIP-PROJECT ADVANCED - 5146040



Multilingual software for convenient configuration of Phoenix Contact products on standard DIN rails.

Software - CLIP-PROJECT PROFESSIONAL - 5146053



Multilingual software for terminal strip configuration. A marking module enables the professional marking of markers and labels for identifying terminal blocks, conductors and cables, and devices.

Reducing bridge

Reducing bridge - RB ST 16-(2,5/4) - 3030886



Reducing bridge, Pitch: 11 mm, Number of positions: 2, Color: red

Reducing bridge - RB 16-6 - 3047072



Reducing bridge, Pitch: 6 mm, Number of positions: 2, Color: red

Screwdriver tools

Screwdriver - SZF 1-0,6X3,5 - 1204517



Actuation tool, for ST terminal blocks, also suitable for use as a bladed screwdriver, size: 0.6 x 3.5 x 100 mm, 2-component grip, with non-slip grip

Feed-through terminal block - PT 16 N RD - 3212146

Accessories

Screwdriver - SZF 3-1,0X5,5 - 1206612



Actuation tool, for ST terminal blocks, also suitable for use as a bladed screwdriver, size: 1.0 x 5.5 x 150 mm, 2-component grip, with non-slip grip

Terminal marking

Zack Marker strip, flat - ZBF 12:UNBEDRUCKT - 0809735



Zack Marker strip, flat, Strip, white, unlabeled, can be labeled with: Plotter, Mounting type: Snap into flat marker groove, for terminal block width: 12 mm, Lettering field: 5.15 x 12.15 mm

Marker for terminal blocks - UC-TMF 12 - 0819233



Marker for terminal blocks. Sheet, white, unlabeled, can be labeled with: BLUEMARK CLED, BLUEMARK LED, Plotter, Mounting type: Snap into flat marker groove, for terminal block width: 12 mm, Lettering field: 11.45 x 5.1 mm

Marker for terminal blocks - UCT-TMF 12 - 0829214



Marker for terminal blocks. Sheet, white, unlabeled, can be labeled with: THERMOMARK CARD, BLUEMARK CLED, BLUEMARK LED, TOPMARK LASER, THERMOMARK PRIME, Mounting type: Snap into flat marker groove, for terminal block width: 12 mm, Lettering field: 11.2 x 4.7 mm

Zack marker strip - ZB 12:UNPRINTED - 0812120



Zack marker strip, Strip, white, unlabeled, can be labeled with: Plotter, Mounting type: Snap into tall marker groove, for terminal block width: 12.2 mm, Lettering field: 12 x 10.5 mm

Feed-through terminal block - PT 16 N RD - 3212146

Accessories

Marker for terminal blocks - UC-TM 12 - 0819194



Marker for terminal blocks, Sheet, white, unlabeled, can be labeled with: BLUEMARK CLED, BLUEMARK LED, Plotter, Mounting type: Snap into tall marker groove, for terminal block width: 12 mm, Lettering field: 11.45 x 10.5 mm

Marker for terminal blocks - UCT-TM 12 - 0829144



Marker for terminal blocks, Sheet, white, unlabeled, can be labeled with: THERMOMARK CARD, BLUEMARK CLED, BLUEMARK LED, TOPMARK LASER, THERMOMARK PRIME, Mounting type: Snap into tall marker groove, for terminal block width: 12 mm, Lettering field: 10.8 x 9.6 mm

Marker for terminal blocks - TMT (EX9,5)R - 0828295



Marker for terminal blocks, Roll, white, unlabeled, can be labeled with: THERMOMARK ROLL, THERMOMARK ROLL X1, THERMOMARK X, Mounting type: Snap into universal marker groove, Snap into tall marker groove, Lettering field: 9.5 x 50000 mm

Marker for terminal blocks - US-TM 100 - 0829255



Marker for terminal blocks, Card, white, unlabeled, can be labeled with: THERMOMARK PRIME, THERMOMARK CARD, Mounting type: Snap into universal marker groove, Lettering field: 104 x 9.8 mm

Test plug terminal block

Test plugs - MPS-MT - 0201744



Test plugs, Color: silver

