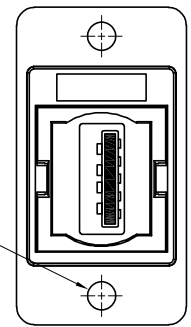

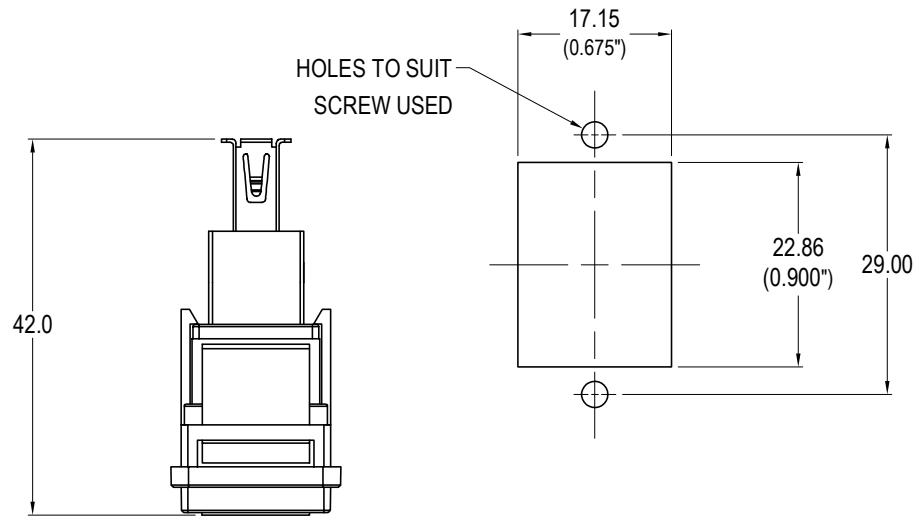
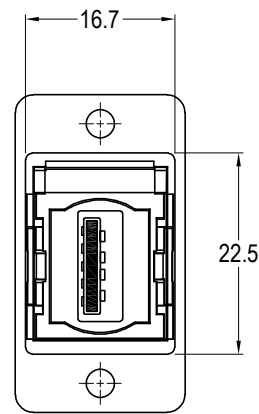
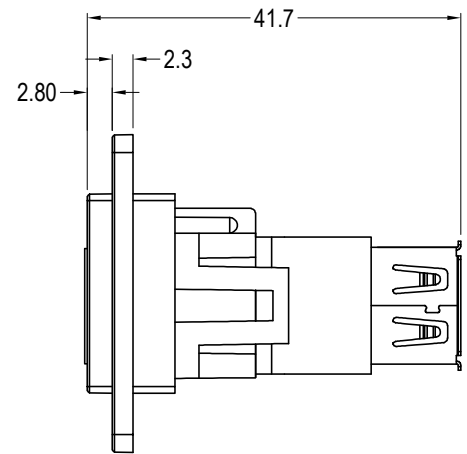
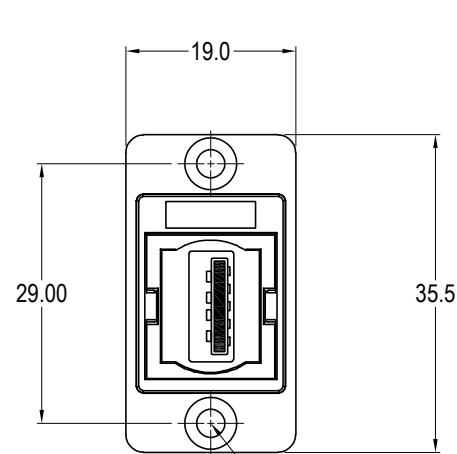


ISS.	AMEND	DATE
1	ISSUED	07/01/21

DUAL MOUNT  
CAN BE FRONT OR REAR MOUNTED



Ø3.20 PLAIN HOLE  
CP30705NMX1



4x HOLE VARIANTS  
Ø3.2mm CSK 90° x Ø5.85  
M3 x 0.5 THREAD  
#4-40 UNC THREAD  
PLAIN Ø3.2 HOLES

- Specification:
1. Voltage rating: 30V AC
  2. Current rating: 1.8A max
  3. Contact resistance: 50mΩ max
  4. Insulation resistance: 20MΩ min
  5. Dielectric withstanding voltage: 500V AC
  6. Operating Temperature: -20°C to 50°C

- Material:
1. Insert: ABS UL94 HB
  2. FT Frame: Diecast, Nickel plated
  3. Inner Overmouldings: PE + PVC
  4. Shell: Nickel plated steel
  5. Contacts: Gold Plated

VARIANTS	
PART NO.	HOLE DETAILS
CP30705NM	HOLE Ø3.2 x CSK 90° x Ø5.85
CP30705NM3	M3 HOLES
CP30705NM440	#4-40 HOLES
CP30705NMX1	PLAIN HOLE Ø3.2

**RoHS**  
✓ COMPLIANT

TOLERANCE  
NO DEC. PLACE ±  
1 DEC. PLACE ±  
2 DEC. PLACE ±  
HOLE Ø ±  
ANGLES ±  
UNLESS OTHERWISE STATED

**Cliff Electronic Components Ltd.**  
76 Holmesthorpe Avenue, Holmesthorpe Industrial Estate,  
Redhill, Surrey, RH1 2PF, England, UK  
Tel: 01737-771375 Fax: 01737-766012 Website: www.cliffuk.co.uk

THE CONTENTS OF THIS DOCUMENT MUST NOT BE COPIED OR DISCLOSED TO A 3rd PARTY WITHOUT WRITTEN PERMISSION OF CLIFF UK. © 2021

DIMENSIONS IN MILLIMETERS UNLESS OTHERWISE STATED. WORK TO DIMENSIONS. REMOVE ALL BURRS. IF IN DOUBT ASK.

MATERIAL: See Notes

FINISH: See Notes

DRAWN: T.J.O.

APPROVED: D.P.J.

3rd ANGLE PROJECTION:

TITLE: DUAL SLIM METAL FT USB3 A-A

DRWG. No. CP30705NM

DO NOT SCALE

FORM: A4DRWGH