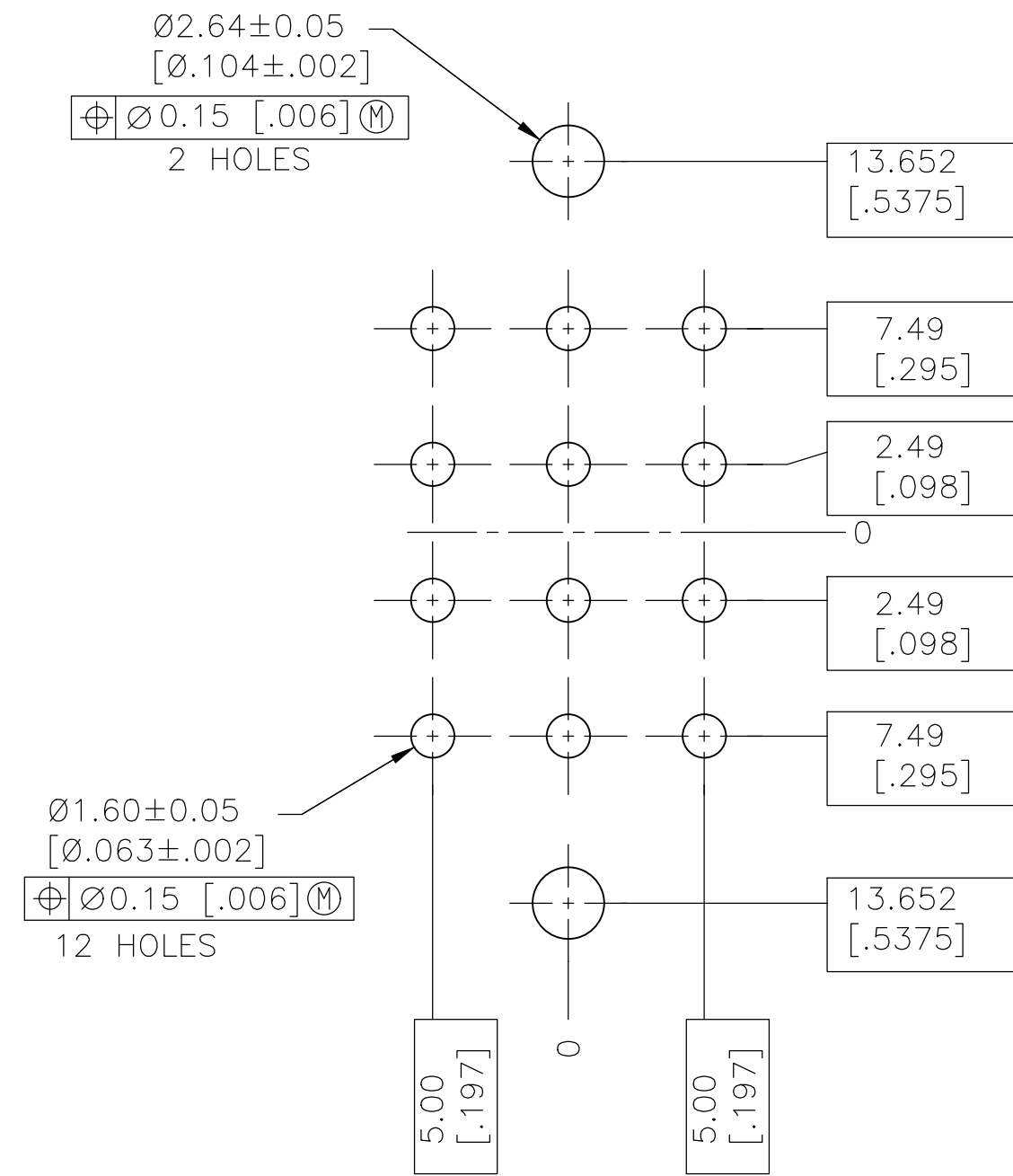
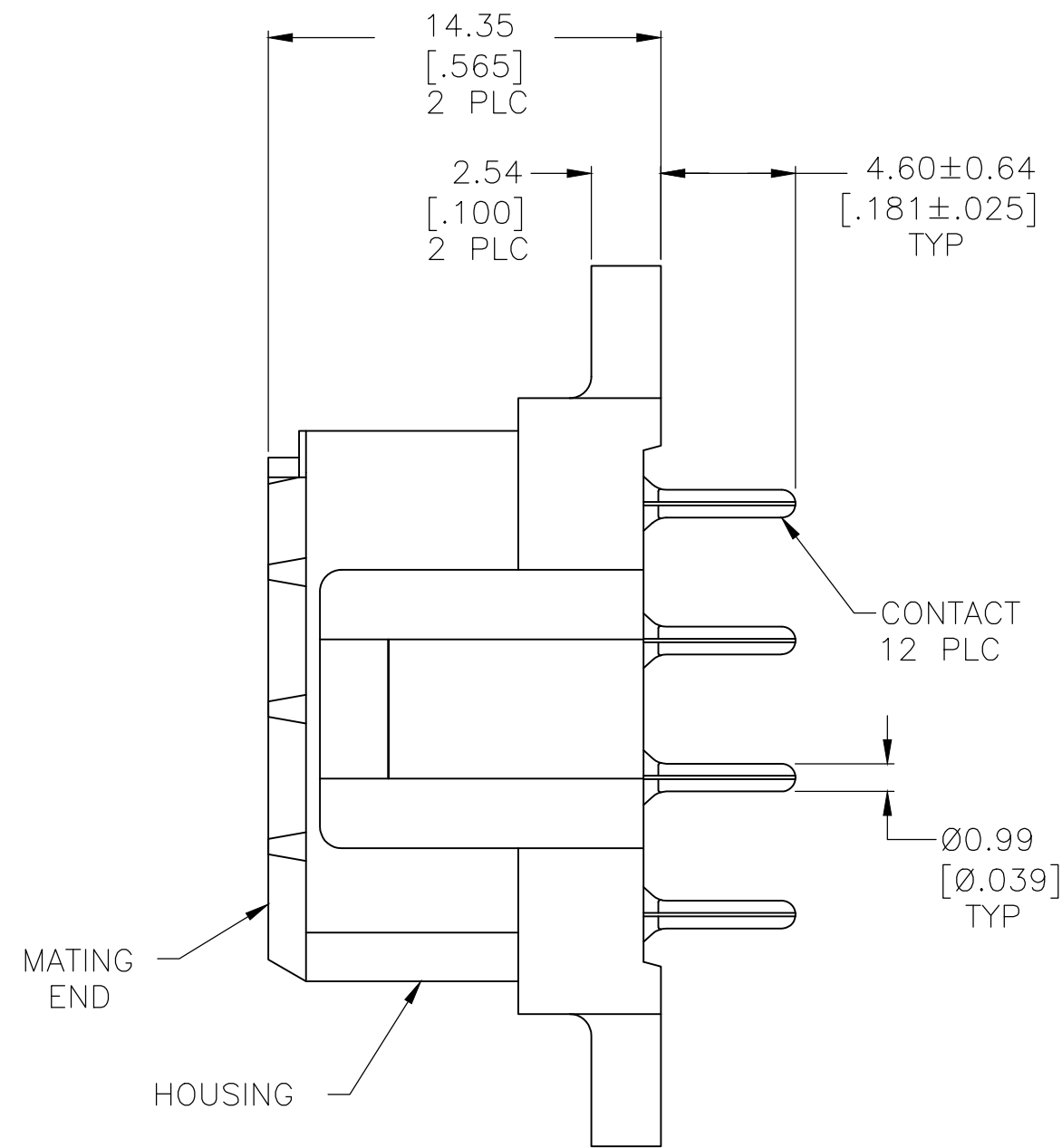
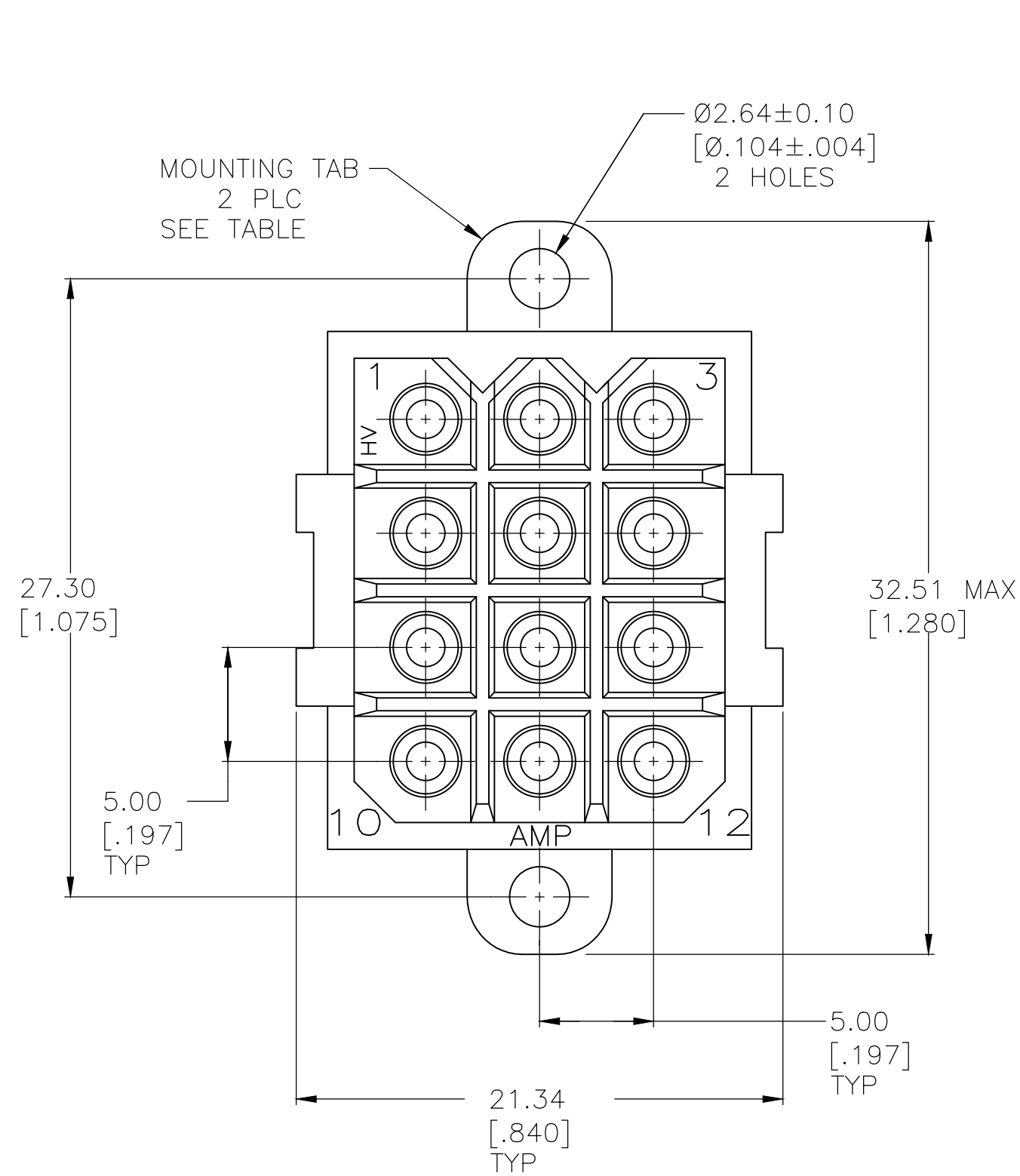


REVISIONS					
P	LTR	DESCRIPTION	DATE	DWN	APVD
M		REVISED PER ECO-16-004940	06AUG2016	NK	MZ
N		REVISED PER ECO-18-000441	24JAN2018	RS	MZ
P		REVISED PER ECO-20-002046	14FEB2020	RK	MZ



RECOMMENDED LAYOUT

- 1 HOUSING MATERIAL: PA66, BLACK, UL 94 V-0 RATED
- 2 CONTACT MATERIAL: PHOSPHOR BRONZE.
- 3 3.81um [.000150] MIN TIN-LEAD OVER 1.27um [.000050] MIN NICKEL.
- 4 0.76um [.000030] MIN GOLD FOR A LENGTH OF 4.95 [.195] MIN FROM MATING END, 3.81um [.000150] MIN TIN-LEAD FOR A LENGTH OF 4.88 [.192] MIN ON OPPOSITE END, BOTH OVER 1.27um [.000050] MIN NICKEL.
- 5 .000150 MIN TIN OVER .000050 MIN NICKEL.
- 6 0.76um [.000030] MIN GOLD FOR A LENGTH OF 4.95 [.195] MIN FROM MATING END, 3.81um [.000150] MIN TIN FOR A LENGTH OF 4.88 [.192] MIN ON OPPOSITE END, BOTH OVER 1.27um [.000050] MIN NICKEL.

6	NO	1-207528-0
6	YES	207528-9
5	NO	207528-8
5	YES	207528-7
4	NO	207528-4
4	YES	207528-3
3	NO	207528-2
3	YES	207528-1

THIS DRAWING IS A CONTROLLED DOCUMENT.		DWN 03/19/92		
		L.SIPE 3-25-92		
DIMENSIONS: INCHES		CHK R.STONE 3-25-92	NAME	
TOLERANCES UNLESS OTHERWISE SPECIFIED:		APVD A.TRAVIS 3-25-92	108-10033	
0 PLC ± - 1 PLC ± - 2 PLC ± 0.25 [.010] 3 PLC ± - 4 PLC ± - ANGLES ± -		APPLICATION SPEC		SIZE A2
MATERIAL SEE NOTE		FINISH CONTACT: SEE TABLE	WEIGHT -	CAGE CODE 00779
		CUSTOMER DRAWING		DRAWING NO C=207528
		SCALE 4:1		SHEET 1 OF 1
				REV P