

6-1123723-4 ✓ ACTIVE

Economy Power

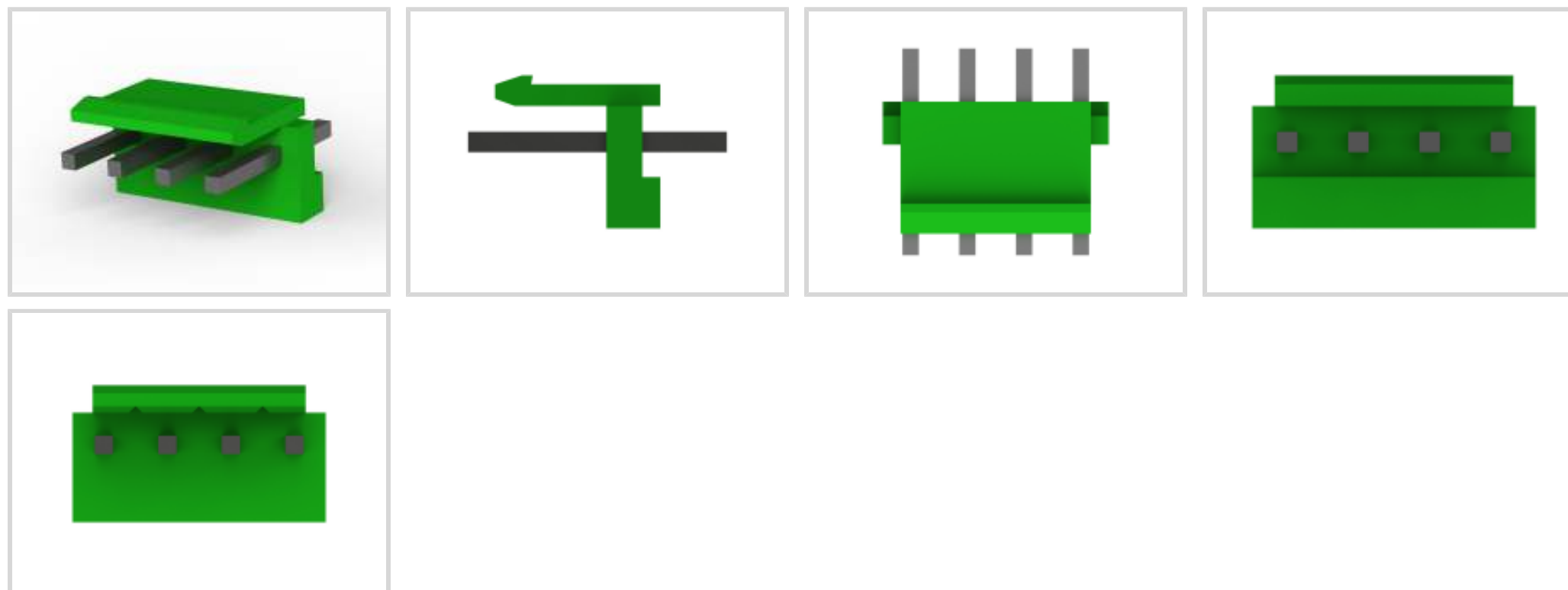
TE Internal #: 6-1123723-4

Rectangular Power Connectors, Header, Plug, Wire-to-Board, 4 Position, 3.96 mm [.156 in] Centerline, Printed Circuit Board, UL 94HB, Economy Power

[View on TE.com >](#)



Connectors > Power Connectors > Rectangular Power > Rectangular Power Connectors



Rectangular Power Connector Type: **Header**

Connector & Housing Type: **Plug**

Connector System: **Wire-to-Board**

Number of Positions: **4**

Centerline (Pitch): **3.96 mm [.156 in]**

Features

Product Type Features

Header Type	Partially Shrouded
Rectangular Power Connector Type	Header
Connector & Housing Type	Plug
Connector System	Wire-to-Board
Sealable	No
Connector & Contact Terminates To	Printed Circuit Board

Configuration Features

Number of Positions	4
PCB Mount Orientation	Vertical
Number of Power Positions	4
Number of Rows	1

Electrical Characteristics

Operating Voltage	250 VDC
-------------------	---------

Body Features



Connector Profile	Low
-------------------	-----

Contact Features

Mating Post Length	7.7 mm[.3 in]
PCB Contact Termination Area Plating Material Thickness	3.81 – 8.89 μm [150 – 350 μin]
Contact Layout	Inline
Contact Mating Area Plating Material	Tin
Contact Base Material	Brass
Contact Current Rating (Max)	8 A
Contact Retention Within Housing	Without
Contact Type	Pin
PCB Contact Termination Area Plating Material	Tin
Contact Mating Area Plating Material Thickness	1 μm [39.37 μin]

Termination Features

Termination Post & Tail Length	3.56 mm[.14 in]
Termination Method to Printed Circuit Board	Through Hole - Solder

Mechanical Attachment

Mating Retention	With
Mating Alignment	With
PCB Mount Alignment	Without
PCB Mount Retention	Without
Mating Retention Type	Latch
Connector Mounting Type	Board Mount

Housing Features

Centerline (Pitch)	3.96 mm[.156 in]
Housing Color	Green
Housing Material	PBT GF

Dimensions

Connector Height	8.2 mm[.32 in]
PCB Thickness (Recommended)	1.6 mm[.063 in]
Product Width	10.7 mm[.421 in]
Product Length	15.78 mm[.621 in]

Usage Conditions



Operating Temperature Range	-25 – 105 °C[-13 – 221 °F]
-----------------------------	----------------------------

Operation/Application

Circuit Application	Power
---------------------	-------

Industry Standards

UL Flammability Rating	UL 94HB
Glow Wire Rating	Standard Part - Not Glow Wire

Packaging Features

Packaging Quantity	2500
Packaging Method	Bag

Product Compliance

[For compliance documentation, visit the product page on TE.com>](#)

EU RoHS Directive 2011/65/EU	Compliant
EU ELV Directive 2000/53/EC	Compliant
China RoHS 2 Directive MIIT Order No 32, 2016	No Restricted Materials Above Threshold
EU REACH Regulation (EC) No. 1907/2006	Current ECHA Candidate List: JUNE 2023 (235) Candidate List Declared Against: JUNE 2023 (235) Does not contain REACH SVHC
Halogen Content	Not Low Halogen - contains Br or Cl > 900 ppm.
Solder Process Capability	Wave solder capable to 265°C

Product Compliance Disclaimer

This information is provided based on reasonable inquiry of our suppliers and represents our current actual knowledge based on the information they provided. This information is subject to change. The part numbers that TE has identified as EU RoHS compliant have a maximum concentration of 0.1% by weight in homogenous materials for lead, hexavalent chromium, mercury, PBB, PBDE, DBP, BBP, DEHP, DIBP, and 0.01% for cadmium, or qualify for an exemption to these limits as defined in the Annexes of Directive 2011/65/EU (RoHS2). Finished electrical and electronic equipment products will be CE marked as required by Directive 2011/65/EU. Components may not be CE marked. Additionally, the part numbers that TE has identified as EU ELV compliant have a maximum concentration of 0.1% by weight in homogenous materials for lead, hexavalent chromium, and mercury, and 0.01% for cadmium, or qualify for an exemption to these limits as defined in the Annexes of Directive 2000/53/EC (ELV). Regarding the REACH Regulation, the information TE provides on SVHC in articles for this part number is based on the latest European Chemicals Agency (ECHA) 'Guidance on requirements for substances in articles' posted at this URL: <https://echa.europa.eu/guidance-documents/guidance-on-reach>

Compatible Parts




TE Part # 1123721-2
ECONOMY POWER CONN REC
CONT



TE Part # 6-1123722-4
3.96 EP PLUG HSG 4P(GREEN)



TE Part # 1744494-4
04P EP-II HOUSING, YELLOW



TE Part # 1744416-4
4 POS EP II HSG, GLOW WIRE



TE Part # 1123721-1
EP CONN. REC CONTACT




TE Part # 6-1717011-4
EP CONN.HDR ASSY 4/5POS-W/O
NO.2




TE Part # 7-1565033-2
04P EP HDR HSG V0 GWT NO 0203P
NO.2

Also in the Series | Economy Power




Connector Contacts(1)




Insertion & Extraction Tools(1)




PCB Headers & Receptacles(162)



PCB Latches, Locks & Retainers(2)




Power Contacts(8)




Rectangular Connector Housings(1)



Rectangular Power Connectors(302)



Wire-to-Board Connector Assemblies
& Housings(142)



Wire-to-Board Connector Contacts(6)

Customers Also Bought



TE Part #2-338068-0
MICRO-MATCH FTE,20P



TE Part #2-2176055-6
RLP73K 2B R11 1% 1K RL



TE Part #7-1625867-1
RP 1J 0.166W 34R 0.1% 25PPM 1K RL



TE Part #MS561101BA03-50
MS5611 BAROMETRIC SENSOR CM
T&R



TE Part #1-1123723-4
3.96 EP HDR ASSY 4P(NATURAL)



TE Part #2-1123723-4
3.96 EP HDR ASSY 4P(YELLOW)



TE Part #2-111446-0
026 UNIV I/O 30DP NO EARS



TE Part #2-111446-3
040 UNIV I/O 30DP NO EARS



TE Part #1-1625867-7
RP 1J 0.166W 12K1 0.1% 25PPM 1K RL



TE Part #9-2176370-4
RQ 0603 4K02 0.1% 10PPM 5K RL

Documents

Product Drawings

[3.96 EP HDR ASSY 4P\(GREEN\)](#)

English

CAD Files

[3D PDF](#)

3D

Customer View Model

[ENG_CVM_CVM_6-1123723-4_AD.2d_dxf.zip](#)

English

Customer View Model

[ENG_CVM_CVM_6-1123723-4_AD.3d_igs.zip](#)

English

Customer View Model

[ENG_CVM_CVM_6-1123723-4_AD.3d_stp.zip](#)

English

By downloading the CAD file I accept and agree to the [Terms and Conditions](#) of use.

Product Specifications



[Application Specification](#)

English

[Application Specification](#)

Japanese

[Application Specification](#)

English

[Product Environmental Compliance](#)

[TE Material Declaration](#)

English

[Instruction Sheets](#)

[Instruction Sheet \(non U.S.\)](#)

Japanese

[Economy Power \(EP\) Connector](#)

Japanese