



Economy Power 2.5

TE Internal #: 2132230-5

PCB Mount Header, Vertical, Wire-to-Board, 5 Position, 2.5 mm [.

098 in] Centerline, Fully Shrouded, Tin, Through Hole - Solder,

Economy Power 2.5

[View on TE.com >](#)

Connectors > PCB Connectors > PCB Headers & Receptacles

Connector System: **Wire-to-Board**

Number of Positions: **5**

Number of Rows: **1**

Centerline (Pitch): **2.5 mm [ .098 in ]**

PCB Mount Orientation: **Vertical**

**Features**

**Product Type Features**

Connector System	Wire-to-Board
Header Type	Fully Shrouded
Sealable	No
Connector & Contact Terminates To	Printed Circuit Board
PCB Connector Assembly Type	PCB Mount Header

**Configuration Features**

Connector Contact Load Condition	Fully Loaded
Number of Positions	5
Number of Rows	1
PCB Mount Orientation	Vertical

**Electrical Characteristics**

Operating Voltage	250 VAC
-------------------	---------

**Body Features**

Primary Product Color	Natural
-----------------------	---------

**Contact Features**

Contact Mating Area Length	3.6 mm[.142 in]
PCB Contact Termination Area Plating Material Thickness	2.032 μm[80 μin]
Contact Layout	Inline
Mating Pin Diameter	.6 mm[.024 in]



Contact Mating Area Plating Material Thickness	2 – 5 µm[80 – 200 µin]
Contact Shape & Form	Round, Square
Contact Mating Area Plating Material Finish	Bright
PCB Contact Termination Area Plating Material	Tin
Contact Base Material	Brass
Contact Mating Area Plating Material	Tin
Contact Type	Pin
Contact Current Rating (Max)	4.2 A

### Termination Features

Round Termination Post & Tail Diameter	.6 mm[.024 in]
Termination Post & Tail Length	3.4 mm[.134 in]
Termination Method to Printed Circuit Board	Through Hole - Solder

### Mechanical Attachment

PCB Mount Alignment Type	Locating Posts
Mating Alignment Type	Polarization
Mating Retention	With
PCB Mount Retention Type	Kinked
Mating Retention Type	Latch
Connector Mounting Type	Board Mount
Mating Alignment	With
PCB Mount Alignment	With
PCB Mount Retention	With

### Housing Features

Housing Material	PBT GF
Centerline (Pitch)	2.5 mm[.098 in]

### Dimensions

Connector Length	17.5 mm[.69 in]
Connector Height	8.8 mm[.346 in]
Connector Width	6.4 mm[.252 in]
PCB Thickness (Recommended)	1.6 mm[.063 in]

### Usage Conditions

Operating Temperature Range	-55 – 105 °C[-67 – 221 °F]
-----------------------------	----------------------------



### Operation/Application

Circuit Application	Power & Signal
---------------------	----------------

### Industry Standards

Glow Wire Rating	Standard Part - Not Glow Wire
UL Flammability Rating	UL 94V-0

### Packaging Features

Packaging Quantity	600
Packaging Type	Bag

### Product Compliance

[For compliance documentation, visit the product page on TE.com>](#)

EU RoHS Directive 2011/65/EU	Compliant
EU ELV Directive 2000/53/EC	Compliant
China RoHS 2 Directive MIIT Order No 32, 2016	No Restricted Materials Above Threshold
EU REACH Regulation (EC) No. 1907/2006	Current ECHA Candidate List: JUNE 2023 (235) Candidate List Declared Against: JUNE 2023 (235) Does not contain REACH SVHC
Halogen Content	Not Low Halogen - contains Br or Cl > 900 ppm.
Solder Process Capability	Wave solder capable to 265°C

#### Product Compliance Disclaimer

This information is provided based on reasonable inquiry of our suppliers and represents our current actual knowledge based on the information they provided. This information is subject to change. The part numbers that TE has identified as EU RoHS compliant have a maximum concentration of 0.1% by weight in homogenous materials for lead, hexavalent chromium, mercury, PBB, PBDE, DBP, BBP, DEHP, DIBP, and 0.01% for cadmium, or qualify for an exemption to these limits as defined in the Annexes of Directive 2011/65/EU (RoHS2). Finished electrical and electronic equipment products will be CE marked as required by Directive 2011/65/EU. Components may not be CE marked. Additionally, the part numbers that TE has identified as EU ELV compliant have a maximum concentration of 0.1% by weight in homogenous materials for lead, hexavalent chromium, and mercury, and 0.01% for cadmium, or qualify for an exemption to these limits as defined in the Annexes of Directive 2000/53/EC (ELV). Regarding the REACH Regulation, the information TE provides on SVHC in articles for this part number is based on the latest European Chemicals Agency (ECHA) 'Guidance on requirements for substances in articles' posted at this URL: <https://echa.europa.eu/guidance-documents/guidance-on-reach>

### Compatible Parts



TE Part # 1744417-5  
5 POS EP 2.5 HSG, GLOW WIRE

TE Part # 1969442-5  
EP 2.5 TPA Housing, 5 Pos

TE Part # 1969730-5  
EP2.5 SHROUDED HDR ASSY 5P  
VERTICAL

TE Part # 1-1969730-4  
EP2.5 SHROUDED HDR ASSY 14P  
VERTICAL

TE Part # 1-1969730-1  
EP2.5 SHROUDED HDR ASSY 11P  
VERTICAL

### Also in the Series | Economy Power 2.5

Insertion & Extraction Tools(1)

PCB Headers & Receptacles(494)

PCB Latches, Locks & Retainers(49)

Rectangular Power Connectors(43)

Wire-to-Board Connector Assemblies  
& Housings(311)

Wire-to-Board Connector Contacts(6)

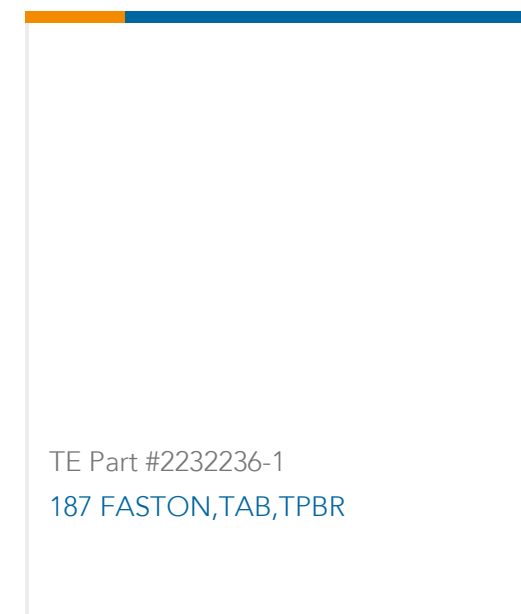
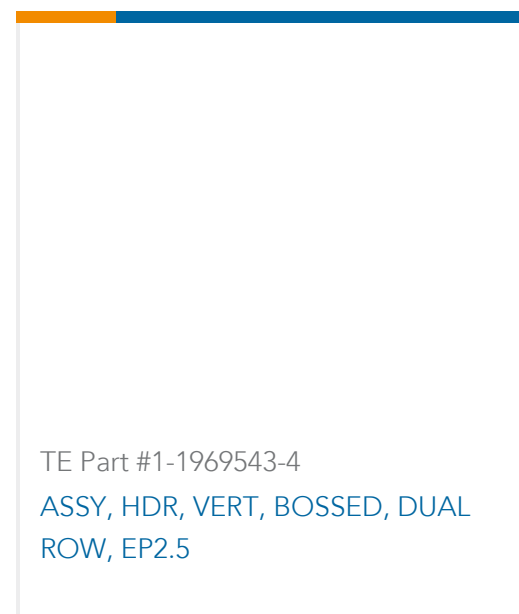
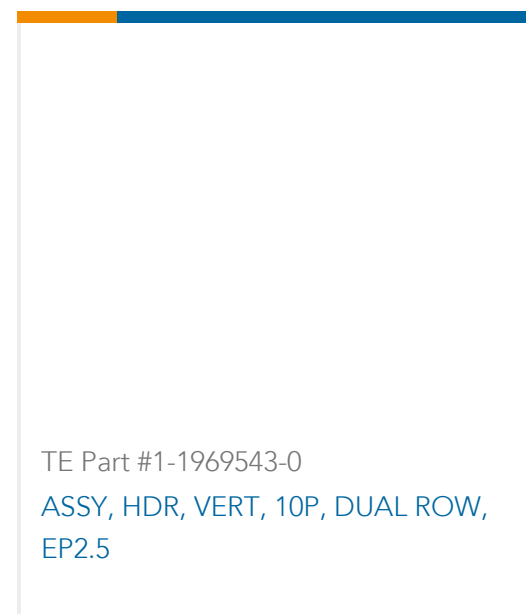
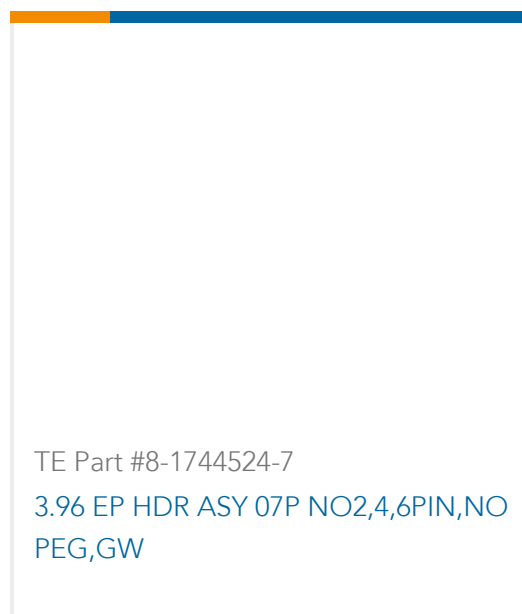
### Customers Also Bought

TE Part #1744486-6  
06P EP SHRD HDR ASMY, BLUE

TE Part #1744524-9  
09P EP HDR NO 7 PIN V0 GWT

TE Part #2238190-1  
LOW PROFILE MINI AMP-IN SM

TE Part #6-2338245-4  
EP2.5 HDR 4P VERT BOSS,yellow,UL



## Documents

### Product Drawings

[EP2.5 Shrouded HDR ASSY 5P VER](#)

English

### CAD Files

[3D PDF](#)

3D

[Customer View Model](#)

[ENG\\_CVM\\_CVM\\_2132230-5\\_H.2d\\_dxf.zip](#)

English

[Customer View Model](#)

[ENG\\_CVM\\_CVM\\_2132230-5\\_H.3d\\_igs.zip](#)

English

[Customer View Model](#)

[ENG\\_CVM\\_CVM\\_2132230-5\\_H.3d\\_stp.zip](#)

English

By downloading the CAD file I accept and agree to the [Terms and Conditions](#) of use.

### Datasheets & Catalog Pages

[7-1773458-5\\_ECONOMY\\_POWER\\_QRG](#)

English

[7-1773461-6\\_EP2.5\\_Connector\\_Series](#)

English

### Product Specifications

[Application Specification](#)

English

### Product Environmental Compliance

[MD\\_2132230-5\\_08292016639\\_dmtec](#)

English

[MD\\_2132230-5\\_08292016639\\_dmtec](#)

English

### Instruction Sheets

[Instruction Sheet \(U.S.\)](#)



English

---

**Agency Approvals**

**UL Report**

English

**UL Report**

English