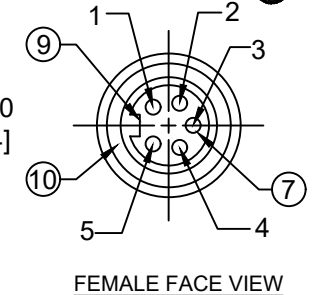
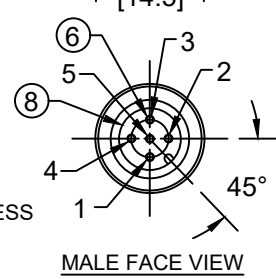
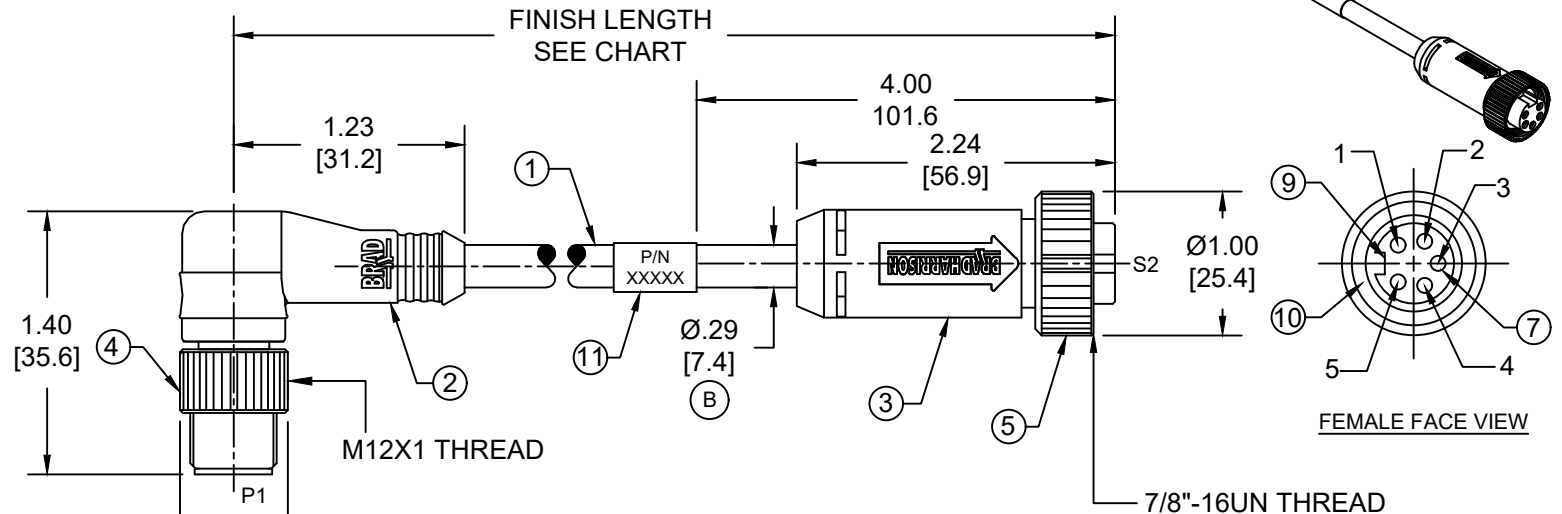


SAP P/N #	ENGINEERING P/N	FINISHED LENGTH
1300390151	DND13A-M010	1M [3FT 3 IN]
1300390608	DND13A-M150	15M [49FT 3 IN]
1300390610	DND13A-M300	30M [98FT 5 IN]

PART NUMBER LEGEND
DND13A-M002
 LENGTH:
 M005= 0.5 METER
 M010= 1 METER
 M100= 10 METER

- NOTES:**
- MATERIAL: SEE TABLE
 - FINISH: SEE TABLE
 - ELECTRICAL:
 VOLTAGE: 250V
 CURRENT: 4A
 - TEMP RATING: -20°C TO +80°C
 - PROTECTION: IP67 (WHEN MATED)
 - UL LISTED FILE: E152210
 CSA CERTIFIED FILE: LR6837
 - ALL DIMENSIONS ARE FOR REFERENCE UNLESS TOLERANCED OR NOTED OTHERWISE



P1		S2	
1	DRAIN	1	
2	RED	2	
3	BLACK	3	
4	WHITE	4	
5	BLUE	5	

CABLE LENGTH TOLERANCES

<.3M [1FT]:	+19mm-0 [+.75in-0]
.3 - .9M [1 - 3FT]:	+44.5mm-0 [+1.75in-0]
.9 - 1.8M [3 - 6FT]:	+55.6mm-0 [+2.19in-0]
1.8 - 3.7M [6 - 12FT]:	+88.9mm-0 [+3.50in-0]
3.7 - 7.3M [12 - 24FT]:	+165.1mm-0 [+6.50in-0]
7.3-14.6M [24 - 48FT]:	+317.5mm-0 [+12.50in-0]
14.6 - 30.5M [48-100FT]:	+622.3mm-0 [+24.50in-0]
OVER 30M [100FT]	+2% OF FINISHED LENGTH

11	WRAP LABEL	VINYL	BLACK/YELLOW
10	FRICTION RING	NYLON	WHITE
9	FEMALE INSERT(MINI)	TPE	BLACK
8	MALE INSERT(MICRO)	NYLON	BLACK
7	SOCKET CONTACT	COPPER ALLOY	GOLD OVER NICKEL
6	PIN CONTACT	COPPER ALLOY	GOLD OVER NICKEL
5	COUPLING NUT(MINI)	ZINC DIE-CAST	BLACK E-COAT
4	COUPLING NUT(MICRO)	ZINC DIE-CAST	BLACK E-COAT
3	OVERMOLD(MINI)	TPC	GRAY
2	OVERMOLD(MICRO)	TPC	GRAY
1	DEVICENET DROP CABLE	PVC JACKET	GRAY
ITEM	COMPONENT	MATERIAL	FINISH

WIRING DIAGRAM

THIS DRAWING CONTAINS INFORMATION THAT IS PROPRIETARY TO MOLEX ELECTRONIC TECHNOLOGIES, LLC AND SHOULD NOT BE USED WITHOUT WRITTEN PERMISSION

FUNCTIONAL SYMBOLS	DIMENSION UNITS	SCALE	CURRENT REV DESC:
$\nabla=0$	INCH/MM	NTS	ITEM-2, 3 & 9 WERE PVC. ADDED ITEM-10, TOL CHART, UL, CSA, CABLE DIA AND PN LEGEND. MODIFIED PN CHART
$\nabla E=0$	GENERAL TOLERANCES (UNLESS SPECIFIED)		EC NO: 720800 DRWN: ABENJAMINLW 2022/07/22 CHK'D: RSTONE 2022/09/09 APPR: BWOODMAN 2022/09/09 INITIAL REVISION: DRWN: TWOLDEGE 2010/01/11 APPR: JFMURPHY 2010/01/20
$\nabla F=0$			
DIVISIONAL SYMBOLS	ANGULAR TOL ± °		
	DRAFT WHERE APPLICABLE MUST REMAIN WITHIN DIMENSIONS		
	THIRD ANGLE PROJECTION	DRAWING	SERIES
		A-SIZE	130039

PRODUCT CUSTOMER DRAWING

MICRO-MINICHANGE DEVICENET, M12-A-SIZE, 5 POLE, MALE 90DEG - FEMALE STRAIGHT, SINGLE KEY, #22/4 AWG

DOCUMENT NUMBER	DOC TYPE	DOC PART	REVISION
SD-130039-019	PSD	001	B

MATERIAL NUMBER	CUSTOMER	SHEET NUMBER
SEE CHART	GENERAL MARKET	1 OF 1