

REV.	DATE	DESCRIPTION	BY	diff.
02	12/07/04	ADD 82911465NA AND 1463NA	R Ch	--
03	04/09/06	DELETE STAMPED AND FORMED CTS	R Ch	
		UPDATE MACHINED CTS		
04	21/09/07	CHANGER P/N 82911685N* BY 82913609*	R Ch	19464
05	30/01/09	CHANGER P/N - UPDATE INFORMATIONS	R Ch	DDM
A	24/01/12	CHANGE PROTECTION * Ni+Ag BY Ag	R Ch	22120

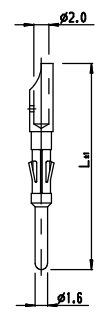


Fig.2

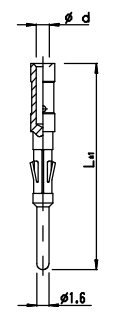


Fig.3

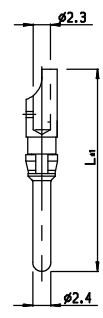


Fig.4

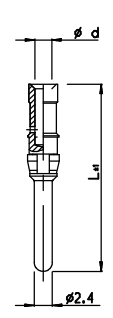


Fig.5

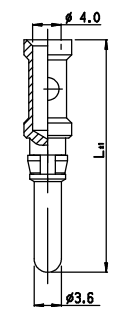


Fig.6

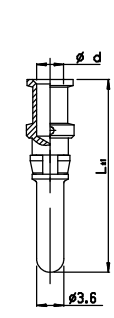


Fig.7

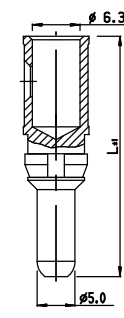


Fig.8

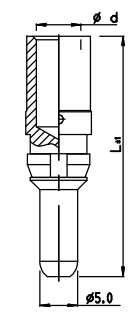


Fig.9

#16

#12

#8

	Catalog number	Plating	Fig.	L	ϕd	Strip-length	Clip ret. force after 5 cycles	Tensile strength (N) MIL-T-7982G	Cable ϕ max	Wire ϕ max	Wire section		Locator settings	Crimp tooling		Extraction tool
											AWG	mm2		hand tool	Locator	
#16 $\phi 1.6mm$	82911411	Ag	2	26.9		7-8 mm	60N min	--	3.3	1.95	--	1.5 max	--	--	--	51060210916 or RX20256E1
	82911498	Ni+Au	2	26.9		7-8 mm	60N min	--	3.3	1.95	--	1.5 max	--	--	--	
	82911413	Ni	3	26.9	1.75	7-8 mm	60N min	222	3.3	1.72	16	1.50	51060210101			
	82911415	Ni	3	26.9	1.45	7-8 mm	60N min	169	3.3	1.42	18	1.00-0.75				
	82911417	Ni	3	26.9	1.15	7-8 mm	60N min	84	3.3	1.12	20	0.50				
	82911419	Ni	3	26.9	0.90	7-8 mm	60N min	31-67	3.3	0.87	22-26	0.38-0.13				
#12 $\phi 2.4mm$	82911421N	Ag	4	26.75		7-8 mm	70N min	--	4.90	2.3	--	2.5 max	--	--	--	51060210924
	82911457NA	Ag	5	24.75	0.90	7-8 mm	70N min	31-67	4.90	0.87	26-22	0.13-0.38	1-2	M317	VGE10077A	
	82911459NA	Ag	5	24.75	1.15	7-8 mm	70N min	84	4.90	1.12	20	0.50	2			
	82911461NA	Ag	5	24.75	1.45	7-8 mm	70N min	169	4.90	1.42	18	0.75-1.00	2			
	82911463NA	Ag	5	24.75	1.75	7-8 mm	70N min	222	4.90	1.72	16	1.50	3			
	82911465NA	Ag	5	24.75	2.25	7-8 mm	70N min	311	4.90	2.22	14	2.50	3			
	82911467NA	Ag	5	24.75	2.85	7-8 mm	70N min	489	4.90	2.82	12	4.00	4			
	82911457NK	Ni+Au	5	24.75	0.90	7-8 mm	70N min	31-67	4.90	0.87	26-22	0.13-0.38	1-2			
	82911459NK	Ni+Au	5	24.75	1.15	7-8 mm	70N min	84	4.90	1.12	20	0.50	2			
	82911461NK	Ni+Au	5	24.75	1.45	7-8 mm	70N min	169	4.90	1.42	18	0.75-1.00	2			
	82911463NK	Ni+Au	5	24.75	1.75	7-8 mm	70N min	222	4.90	1.72	16	1.50	3			
	82911465NK	Ni+Au	5	24.75	2.25	7-8 mm	70N min	311	4.90	2.22	14	2.50	3			
82911467NK	Ni+Au	5	24.75	2.85	7-8 mm	70N min	489	4.90	2.82	12	4.00	4				
#8 $\phi 3.6mm$	82911671N	Ag	6	30.75		11-12mm	75N min	--	6.50	4.0	--	6.0 max	--	--	--	51060210936
	82913601A	Ag	7	25.50	1.75	6.5-7.5 mm	75N min	222	6.50	1.72	16	1.50	3	M317	VGE10078A	
	82913603A	Ag	7	25.50	2.25	6.5-7.5 mm	75N min	311	6.50	2.22	14	2.50	3			
	82913605A	Ag	7	25.50	2.85	6.5-7.5 mm	75N min	489	6.50	2.82	12	4.00	4			
	82913607A	Ag	7	25.50	3.55	6.5-7.5 mm	75N min	700	6.50	3.50	10	6.00	5			
	82913609A	Ag	7	25.50	4.40	6.5-7.5 mm	75N min	1000	6.50	4.35	8	10.00	7			
$\phi 5mm$	82911441	Ag	8	31.8		11-12mm	80N min	--	8.8	6.3	--	16.0 max	--	--	--	51060210501
	82911455A	Ag	9	31.8	3.55	11-12mm	80N min	700	8.8	3.5	10	6.00	51060215101	51060210950		
	82911453A	Ag	9	31.8	4.40	11-12mm	80N min	1000	8.8	4.35	8	10.00	51060215201			
	82911451A	Ag	9	31.8	5.95	11-12mm	80N min	1778	8.8	5.9	6	16.00	51060215301			

Materials :

Machined contacts : Copper alloy
 Machined contacts retaining clip : Beryllium Copper

THIS IS OUR EXCLUSIVE PROPERTY. IT IS NOT TO BE COPIED, REPRINTED OR DISCLOSED TO A THIRD PARTY, NOR USED FOR REPRODUCTION WITHOUT OUR WRITTEN CONSENT, AND HAS TO BE RETURNED TO US IN CASE OF NO USAGE.
 DIT IS ONZE EIGENDOM EN MAG HOOG WAARSCHAMERD, HERKOPED, OVERNAMEKT AAN DEREN, NICH ONZE EIGENDOM EN MAG HOOG WAARSCHAMERD, ZONDER ONZE SCHRIFTELIJKE TOELATING. BIJ NIET GEBRUIK IS TERUGZENDING VERPLICHT.

1DEC $\pm 0,2$ 1DEC 2DEC $\pm 0,1$ 2DEC ANGLES $\pm 1'$ HOEKEN	APPR. CHECKED	DATE 03-04-97	SIGN. K.Nietvelt	BP CONTACTS MALE OVERVIEW CAT. No. 8291---1
WE RESERVE THE RIGHT TO CHANGE DIMENSIONS OR REQUIREMENTS WITHOUT PRIOR NOTICE.	PROD. MGR.			SOURIAU Route Nationale 23 72476 CHAMPAGNE
ALL DIMENSIONS IN MM	PR. MGT. MGR.			SCALE
ALLE AFMETINGEN IN MM	REFERENCES / REFERENTIES			BS-D-202333-001 DRAWING No. CUSTOMER DRAWING