

Protective conductor double-level terminal block - STTB 2,5/4P-PE - 3061499

Please be informed that the data shown in this PDF Document is generated from our Online Catalog. Please find the complete data in the user's documentation. Our General Terms of Use for Downloads are valid (<http://phoenixcontact.com/download>)



Protective conductor double-level terminal block, Cross section: 0.08 mm² - 4 mm², AWG: 28 - 12, Connection type: Spring-cage/plug-in connection, Width: 5.2 mm, Color: green-yellow, Mounting type: NS 35/15, NS 35/7,5

Product Features

- Same shape and pitch as the PIN/PIN versions of the COMBI series
- Contact is made free from mechanical and electrical errors by simply snapping onto the DIN rail
- ST ...-PE meet all the requirements of standard IEC 60947-7-2
- Tested for railway applications



Key Commercial Data

Packing unit	1 pc
Minimum order quantity	50 pc
Custom tariff number	85369010
Country of origin	Poland

Technical data

General

Number of levels	2
Number of connections	4
Nominal cross section	2.5 mm ²
Color	green-yellow
Insulating material	PA
Flammability rating according to UL 94	V0
Area of application	Railway industry
	Mechanical engineering
	Plant engineering

Protective conductor double-level terminal block - STTB 2,5/4P-PE - 3061499

Technical data

General

Rated surge voltage	6 kV
Pollution degree	3
Overvoltage category	III
Insulating material group	I
Connection method	Spring-cage/plug-in connection
Connection in acc. with standard	IEC 61984
Open side panel	ja
Insertion/withdrawal cycles mechanical	100
Test specification, oscillation, broadband noise	DIN EN 50155 (VDE 0115-200):2008-03
Test spectrum	Service life test category 1, class B, body mounted
Test frequency	$f_1 = 5 \text{ Hz}$ to $f_2 = 150 \text{ Hz}$
ASD level	0.02 g^2/Hz
Acceleration	0.8g
Test duration per axis	5 h
Test directions	X-, Y- and Z-axis
Oscillation, broadband noise test result	Test passed
Test specification, shock test	DIN EN 50155 (VDE 0115-200):2008-03
Shock form	Half-sine
Acceleration	5 g
Shock duration	30 ms
Number of shocks per direction	3
Test directions	X-, Y- and Z-axis (pos. and neg.)
Shock test result	Test passed
Temperature index, insulating material (DIN EN 60216-1 (VDE 0304-21))	130 °C
Static insulating material application in cold	-60 °C

Dimensions

Width	5.2 mm
Length	98.8 mm
Height NS 35/7,5	47.5 mm
Height NS 35/15	55 mm
End cover width	2.2 mm

Connection data

Connection method	Spring-cage/plug-in connection
Connection in acc. with standard	IEC 61984
Note	Please observe the current carrying capacity of the DIN rails.

Protective conductor double-level terminal block - STTB 2,5/4P-PE - 3061499

Technical data

Connection data

Conductor cross section solid min.	0.08 mm ²
Conductor cross section solid max.	4 mm ²
Conductor cross section AWG min.	28
Conductor cross section AWG max.	12
Conductor cross section flexible min.	0.08 mm ²
Conductor cross section flexible max.	2.5 mm ²
Min. AWG conductor cross section, flexible	28
Max. AWG conductor cross section, flexible	14
Conductor cross section flexible, with ferrule without plastic sleeve min.	0.14 mm ²
Conductor cross section flexible, with ferrule without plastic sleeve max.	2.5 mm ²
Conductor cross section flexible, with ferrule with plastic sleeve min.	0.14 mm ²
Conductor cross section flexible, with ferrule with plastic sleeve max.	2.5 mm ²
2 conductors with same cross section, stranded, TWIN ferrules with plastic sleeve, max.	0.5 mm ²

Classifications

eCl@ss

eCl@ss 4.0	27141118
eCl@ss 4.1	27141118
eCl@ss 5.0	27141118
eCl@ss 5.1	27141118
eCl@ss 6.0	27141141
eCl@ss 7.0	27141141
eCl@ss 8.0	27141141

ETIM

ETIM 2.0	EC000901
ETIM 3.0	EC000901
ETIM 4.0	EC000901
ETIM 5.0	EC000901

UNSPSC

UNSPSC 6.01	30211811
UNSPSC 7.0901	39121410
UNSPSC 11	39121410
UNSPSC 12.01	39121410

Protective conductor double-level terminal block - STTB 2,5/4P-PE - 3061499

Classifications

UNSPSC

UNSPSC 13.2	39121410
-------------	----------

Approvals

Approvals


Approvals

UL Recognized / cUL Recognized / CSA / EAC / cULus Recognized


Ex Approvals

Approvals submitted


Approval details

UL Recognized 

cUL Recognized 

CSA 

EAC

cULus Recognized 

Drawings

Protective conductor double-level terminal block - STTB 2,5/4P-PE - 3061499

Circuit diagram

