



ANATECH ELECTRONICS INC
RF & Microwave Filters & Products

2422 MHz WiFi Cavity Bandpass Filter

Part Number: WiFi2422-3



Electrical specifications

Center Frequency: 2422 MHz
Bandwidth: 22 MHz
Input / Output Impedance: 50 Ohms
Passband: 2411-2433 MHz
Passband Insertion Loss: 3 dB max (2dB typical)
Passband Ripple: 1.2 dB max
Passband Return Loss: 15 dB min (18dB typical)
Rejection: 60 dB min @ Fo +/-25 MHz
Rejection 2: 90 dBc min @ 2*Fo +/-22 MHz
Power Handling: 50 W

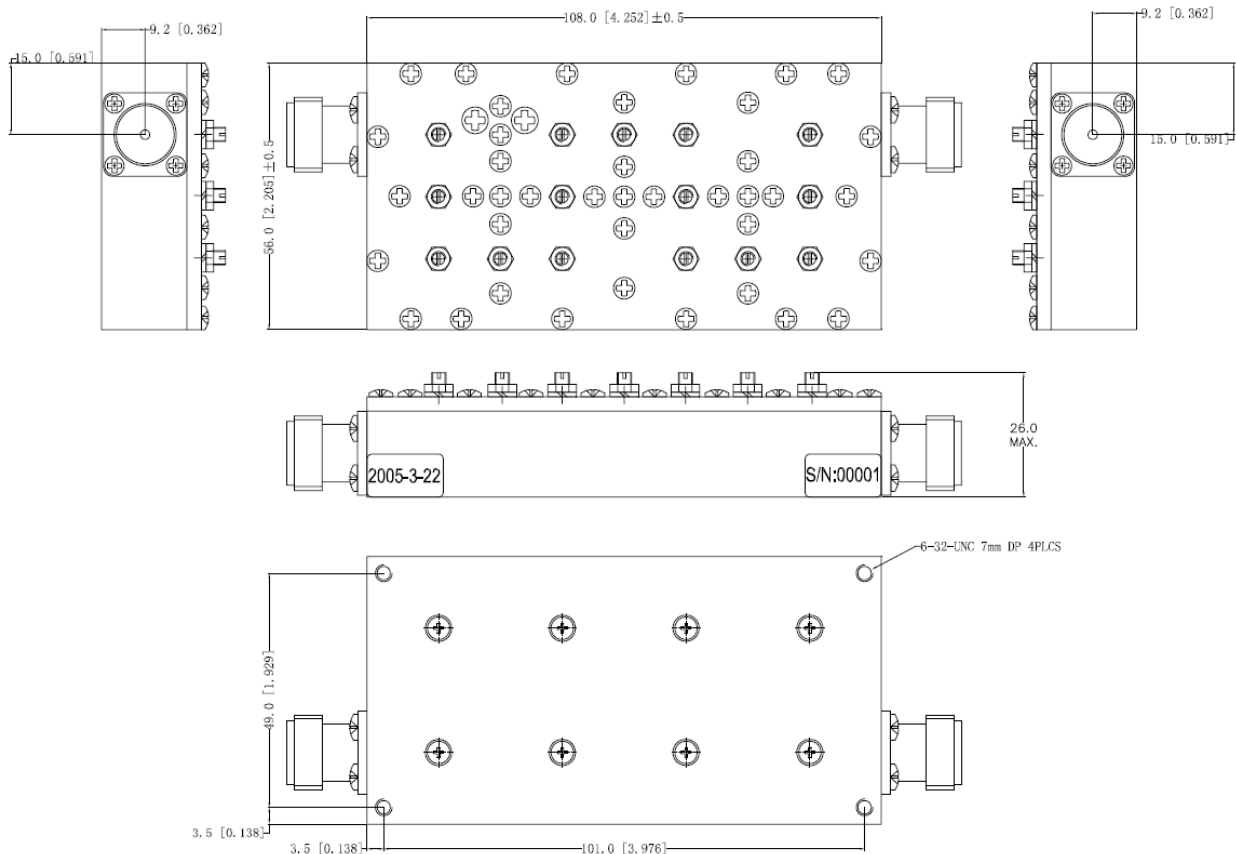
Mechanical

Mounting Method: Threaded Mounting Holes
Connector Type: N-Type Female
Dimensions: 108mm x 101mm x 26mm

Environmental

Operating Temperature: -40 to +85 deg.C
Storage Temperature: -55 to +95 deg.C
Shock: 20 G. 11ms
Vibration: 20 G. 5 to 200 MHz

Outline Drawing:





Response Plot:

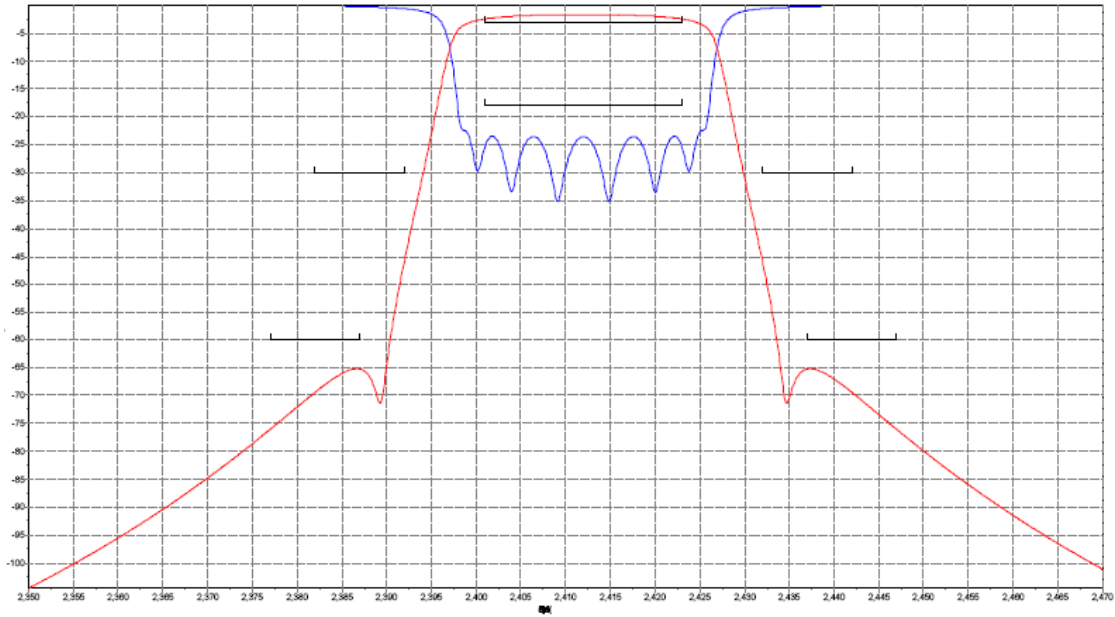


Fig.1 Return Loss and Rejection

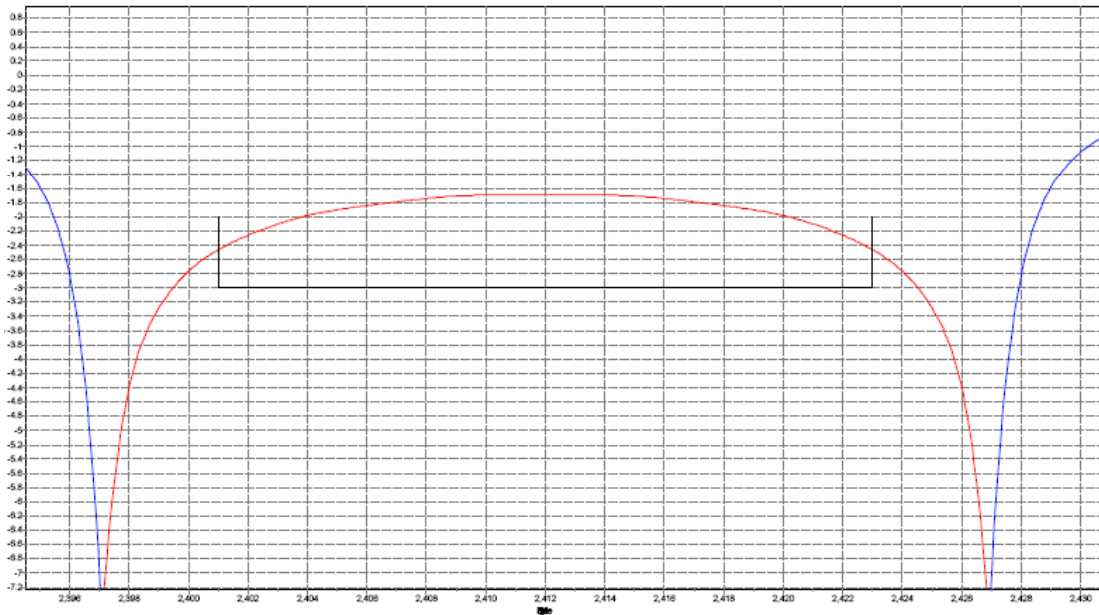


Fig.2 Insertion Loss and Ripple