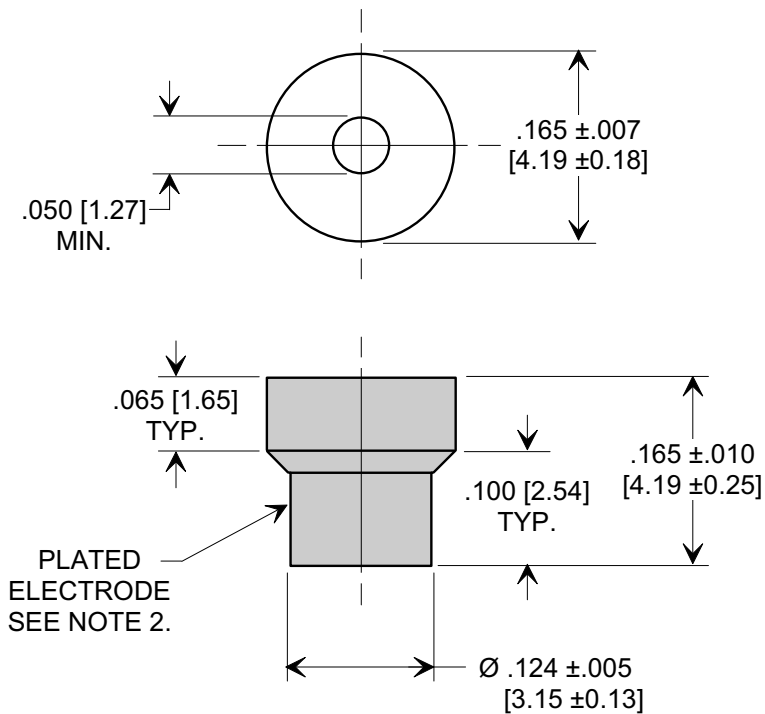
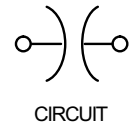
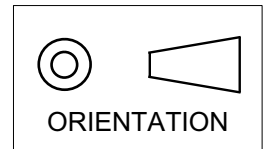


This drawing is the property of Tusonix, Inc., and may not be used, reproduced, published or disclosed to others without expressed authorization by Tusonix Inc.

Electrical Testing
per Tusonix standard
test plans and Mil-Std-202
Test Methods.

MARKETING SALES DRAWING
DIMENSIONS IN INCHES - DO NOT SCALE THIS DRAWING
DIMENSIONS IN METRIC - []



OPERATING INFORMATION	
STYLE NO.	2461-000
VALUE	1500 pF
VALUE TOL.	+100 -0%
TEMP. COEF.	X7V
RATING	200VDC +85°C/ 100VDC @ +125°C
OPERATING RANGE	-55°C,+125°C
DWV	600 VDC
I.R. MIN. @ .100 VDC	10 G Ω

NOTES:

- TUSONIX STANDARD PART NUMBER: 2461-000-X7V0-152P
TUSONIX RoHS COMPLIANT PART NUMBER:
2461-000-X7V0-152P LF
CUSTOMER MUST SPECIFY STANDARD OR RoHS PART NUMBER WHEN ORDERING.
- ELECTRODE FINISH: STANDARD PART #: 60/40 SOLDER PLATED.
RoHS PART #: MATTE TIN PLATED.
- PART MARKING: STANDARD PART: NO MARKING.
RoHS PART: MARKING ON PACKAGING ONLY.

X-2015 Rev-0 REVISION RECORD Original Release C.O. ECO-659	A	--TOLERANCES-- Unless Otherwise Specified DECIMAL ± .015 [0.38] ANGLES ±	Title SHOULDER FEED-THRU	
	 TUCSON, ARIZONA		Drawn L.E. 04-14-09	Scale 6 X
			Approved R.L. 04-14-09	
	A		2461-000-X7V0-152P	