

Bus system cable - NBC-R4AC/5,0-93B/R4AC - 1408970

Please be informed that the data shown in this PDF Document is generated from our Online Catalog. Please find the complete data in the user's documentation. Our General Terms of Use for Downloads are valid (<http://download.phoenixcontact.com>)



PROFINET patch cable, shielded, star quad, 22 AWG stranded (7-wire), green, straight RJ45 plug/IP20 to straight RJ45 plug/IP20, length: 5 m

Profinet patch cable



Key commercial data

Packing unit	1 pc
Weight per Piece (excluding packing)	340.0 GRM
Custom tariff number	85444210
Country of origin	Poland

Technical data

Dimensions

Length of cable	5 m
-----------------	-----

Ambient conditions

Degree of protection	IP20 (RJ45 connector)
----------------------	-----------------------

General data

Rated current at 40°C	1 A
Rated voltage	50 V
Number of positions	4
Signal type/category	PROFINET CAT5 (IEC 11801:2002), 100 Mbps PROFINET CAT5e (TIA 568B:2001), 100 Mbps
Surge voltage category	I
Pollution degree	1

Characteristics head 1

Head type	Plug Straight RJ45 / IP20
No. of positions (pin connector pattern)	4 (8)

Bus system cable - NBC-R4AC/5,0-93B/R4AC - 1408970

Technical data

Characteristics head 1

Color	black
Material (component)	CuSn (Contact)
	Ni/Au (Contact surface)
	PA (Contact carriers)
	PA (Housing)
Insertion/withdrawal cycles	≥ 750
Ambient temperature (operation)	-25 °C ... 80 °C

Characteristics head 2

Head type	Plug Straight RJ45 / IP20
No. of positions (pin connector pattern)	4 (8)
Color	black
Material (component)	CuSn (Contact)
	Ni/Au (Contact surface)
	PA (Contact carriers)
	PA (Housing)
Insertion/withdrawal cycles	≥ 750
Ambient temperature (operation)	-25 °C ... 80 °C

Cable

Signal type/category	PROFINET CAT5 (IEC 11801:2002)
	PROFINET CAT5e (TIA 568B:2001)
Cable structure	1x4xAWG22/7; SF/TQ
Conductor cross section	0.34 mm ²
AWG signal line	22
Conductor structure signal line	7x 0.25 mm
Core diameter including insulation	approx. 1.5 mm
Wire colors	White, yellow, blue, orange
External sheath, color	Green RAL 6018
Outer sheath, material	PVC
Conductor material	Tin-plated Cu litz wires
Wave impedance	100 Ω ±15 Ω (at 1 ... 100 MHz)

Classifications

eCl@ss

eCl@ss 4.0	272607xx
eCl@ss 4.1	27260701

Bus system cable - NBC-R4AC/5,0-93B/R4AC - 1408970

Classifications

eCl@ss

eCl@ss 5.0	27260701
eCl@ss 5.1	27060307
eCl@ss 6.0	27061801
eCl@ss 7.0	27061801
eCl@ss 8.0	27061801

ETIM

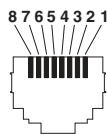
ETIM 4.0	EC002599
ETIM 5.0	EC002599

UNSPSC

UNSPSC 6.01	26121616
UNSPSC 7.0901	26121616
UNSPSC 11	26121604
UNSPSC 12.01	31261501
UNSPSC 13.2	26121616

Drawings

Schematic diagram




Connector pin assignment plug RJ45

Cable cross section

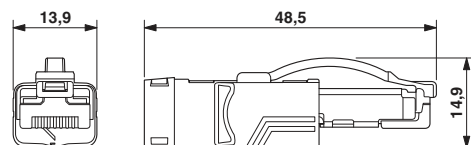


Circuit diagram



Contact assignment of RJ45 plugs

Dimensioned drawing



RJ45 connector, IP20

