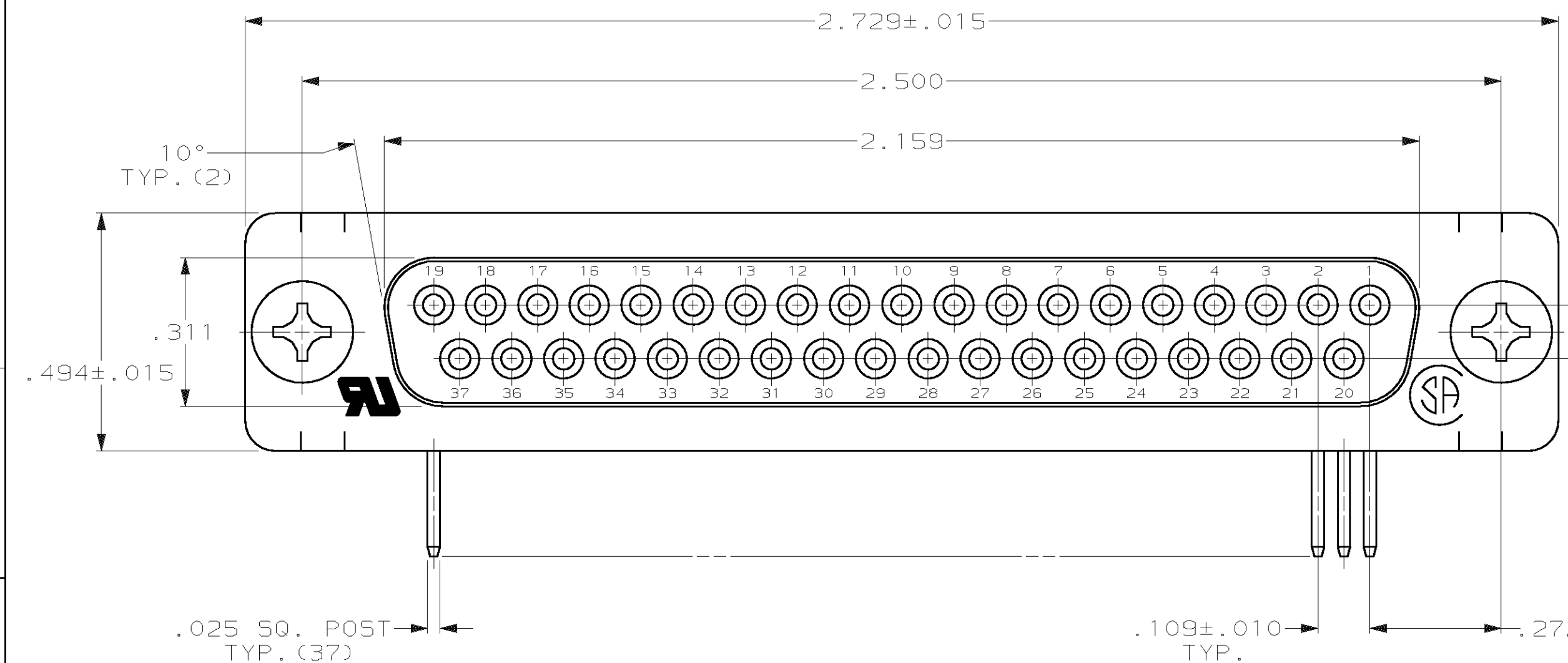
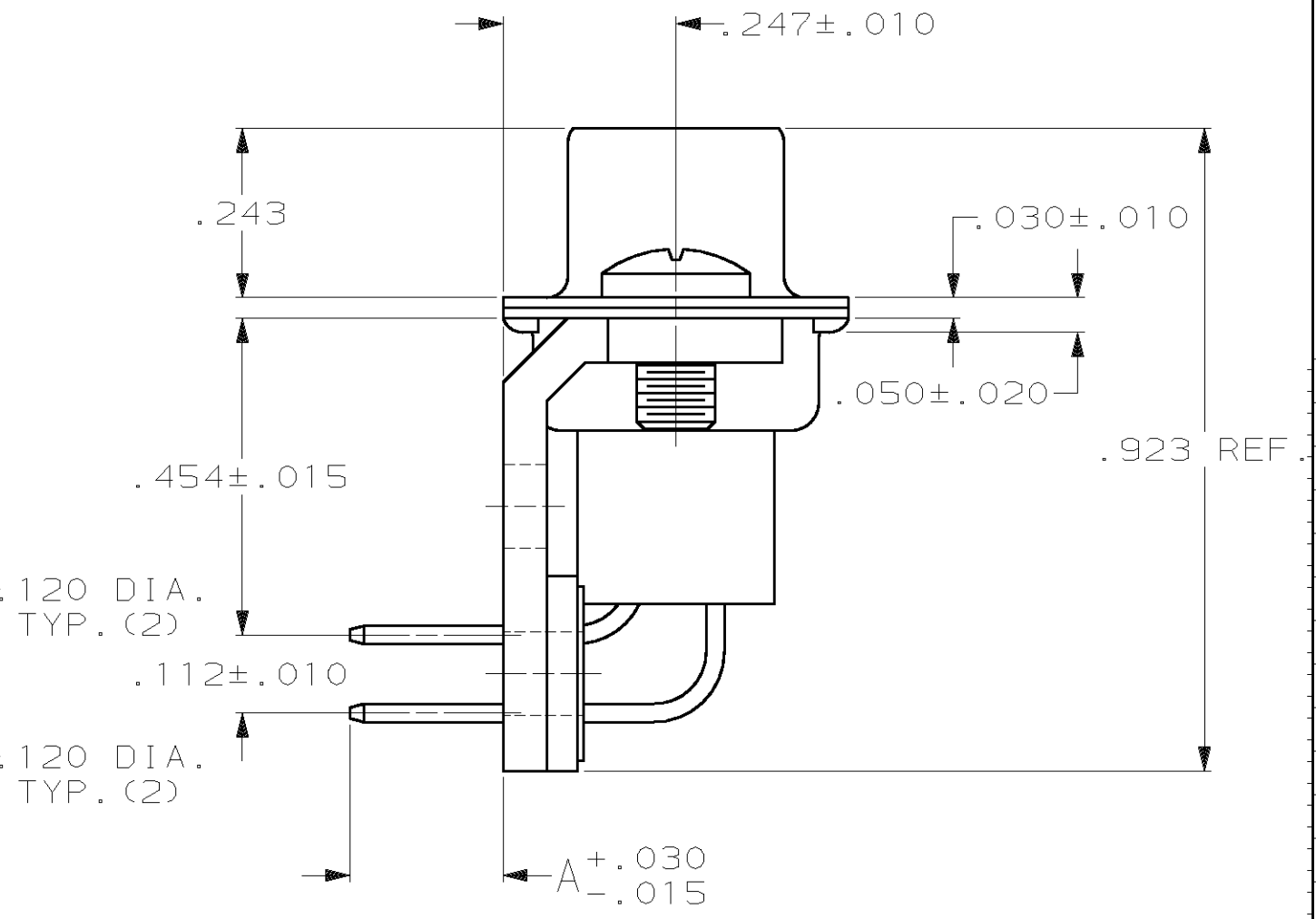
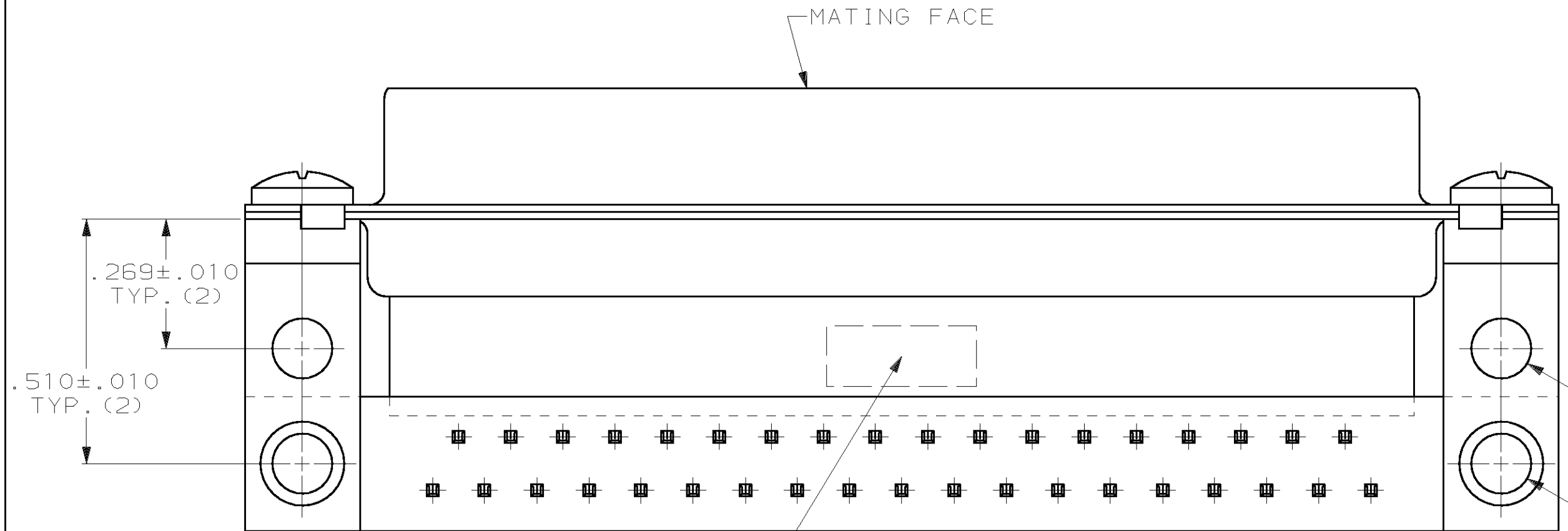


THIS DRAWING IS UNPUBLISHED. RELEASED FOR PUBLICATION, 19 .  
 © COPYRIGHT 19 BY AMP INCORPORATED. ALL INTERNATIONAL RIGHTS RESERVED.

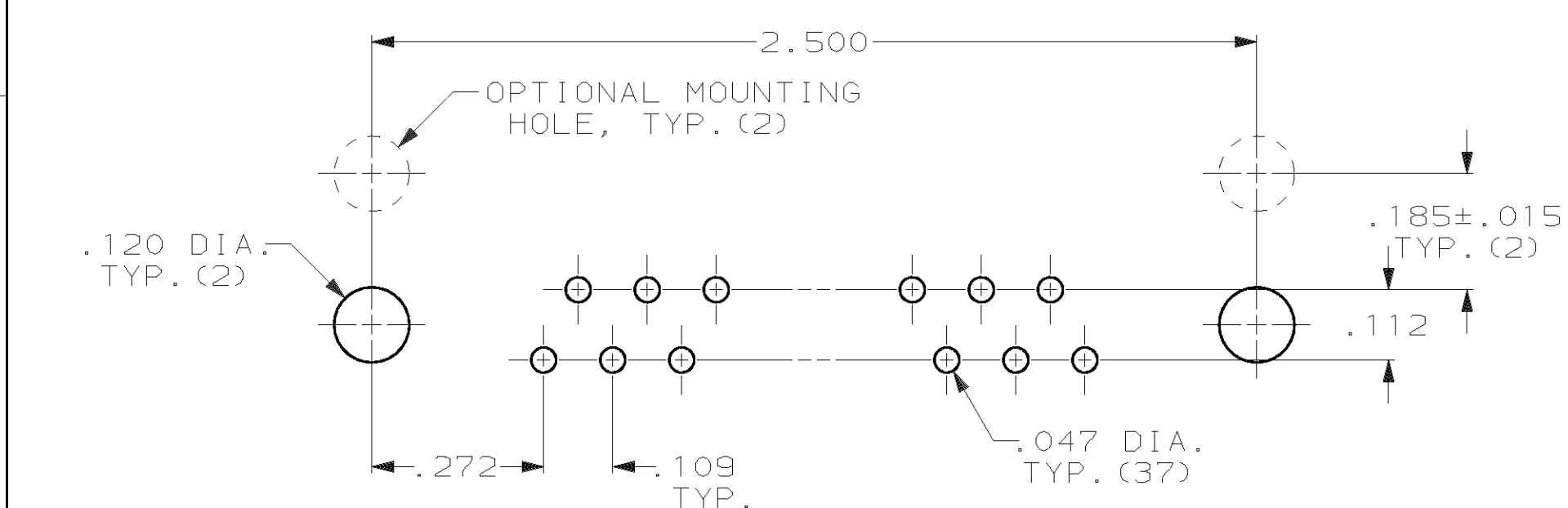
LOC		DIST		REVISIONS				DATE	APPD
GP	00	P	F	ZONE	LTR	DESCRIPTION			
					F	SUPSD -2 PER EC 0020-1152-95	09 APR 96	RT	
					G	SUPSD -1 PER EC 0020-438-96	01 APR 97	RT	
					H	REV PER EC 001D-0275-00	03JAN02	JR	



1. CONNECTOR MATES WITH ANY 37 POS. PLUG IN AMPLIMITE SERIES & COMPLIES WITH AMP SPEC. 108-40,005 WHERE APPLICABLE.
2. FLAME RETARDANT 94V-0 RATED THERMOPLASTIC; COLOR: BLACK.
3. STEEL PER ASTM A109.
4. PHOS. BRONZE PER QQ-B-750.
5. TIN PLATING PER MIL-T-10727, GOLD PLATING PER MIL-G-45204, NICKEL PLATING PER QQ-N-290.
6. TIN PLATED.
7. GOLD FLASH FOR A LENGTH OF .100 MINIMUM FROM MATING END, .000100 MINIMUM TIN-LEAD ON OPPOSITE END, BOTH OVER .000050 MINIMUM NICKEL.
8. .000030 MINIMUM GOLD FOR A LENGTH OF .100 MINIMUM FROM MATING END, .000100 MINIMUM TIN-LEAD ON OPPOSITE END, BOTH OVER .000050 MINIMUM NICKEL.



"AMP", PART NO. & DATE CODE, MARKED IN AREA INDICATED, ON FAR SIDE



	OBSELETE	.125	745441-4
		.125	745441-3
	SUPSD BY 745441-4	.220	745441-2
	SUPSD BY 745441-3	.220	745441-1

A	CONTACT FINISH	PART NUMBER

DO NOT SCALE PRINT. UNLESS SPECIFIED DIMENSIONS IN INCHES TOLERANCES ON : 2 PLC DEC ± - 3 PLC DEC ± .005 ANGLES ± -	DR 12/15/83 J. GERACE CHK 12/15/83 J. GERACE APPD 3/15/84 P. SWEIGARD APPD 3/15/84 J. ASSINI PRODUCT SPEC - APPLICATION SPEC - WEIGHT -
--	---

<b>AMP</b> AMP Incorporated Harrisburg, PA 17105-3608		
NAME RECEPTACLE ASSY, SIZE 4, 37 POSN, R/A, .454 SERIES, .025 SQ. POSTS, AMPLIMITE HDP		
SIZE	CAGE CODE	DRAWING NO
C	00779	C=745441
SCALE		SHEET 1 OF 1

THIS DRAWING IS A CONTROLLED DOCUMENT FOR AMP INCORPORATED. IT IS SUBJECT TO CHANGE AND THE CONTROLLING ENGINEERING ORGANIZATION SHOULD BE CONTACTED FOR THE LATEST REVISION.