

SMPM TO 65 GHz

SMPM Ganged Block: GPPB

Mates With: PRFIA



GPPB	GENDER	NO. OF ROWS	NO. OF POSITIONS	PLATING	ST	SM	CHANNEL PITCH
------	--------	-------------	------------------	---------	----	----	---------------

-PF
= Plug
Full Detent

-PS
= Plug
Smooth Bore

-PC
= Catcher's
Mitt

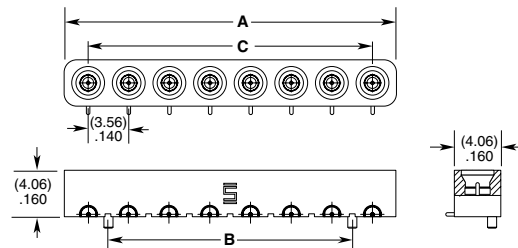
-1

-02, -04, -06, -08, -10

-EG
= 50 μ" (1.27 μm)
heavy Gold
center contact,
10 μ" (0.25 μm)
Gold outer body

-1N
= 3.56 mm
(.140") Pitch

-PC PRELIMINARY



NO. OF POSITIONS	A	B	C
-02	(7.62) .300	N/A	(3.56) .140
-04	(14.73) .580	(7.11) .280	(10.67) .420
-06	(21.84) .860	(14.22) .560	(17.78) .700
-08	(28.96) 1.14	(21.34) .840	(24.89) .980
-10	(36.07) 1.42	(28.45) 1.12	(32.00) 1.26

ALSO AVAILABLE

(8.33 mm) .328" Pitch
(5.08 mm) .200" Pitch
Edge Mount termination
Contact RFGroup@samtec.com

-PF-1-08-EG-ST-SM-1N SHOWN

SMPM In-Series Adaptor: PRFIA

Mates With: SMPM, GPPB, GPPC



PRFIA	SMPM	GENDER	GENDER	ORIENTATION	OPTION
-------	------	--------	--------	-------------	--------

-J
= Jack

-J
= Jack

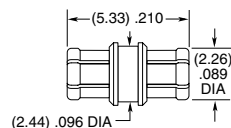
-S
= Straight

-1
= (5.33) .210

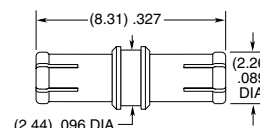
-2
= (8.31) .327

-3
= (12.70) .500

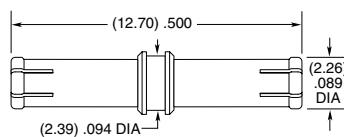
-4
= (4.22) .166



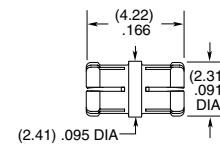
OPTION 1



OPTION 2



OPTION 3



OPTION 4

VSWR

1.50 max.