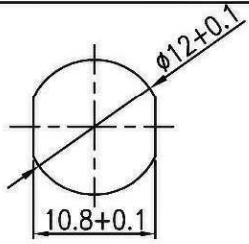
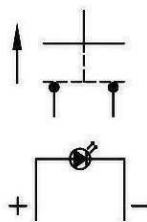


THIS INFORMATION IS CONFIDENTIAL AND PROPRIETARY TO CW INDUSTRIES INCORPORATED AND ITS AFFILIATES. IT MAY NOT BE DISCLOSED TO ANYONE, OTHER THAN CW INDUSTRIES PERSONNEL, WITHOUT WRITTEN AUTHORIZATION FROM CW INDUSTRIES INCORPORATED, SOUTHAMPTON, PENNSYLVANIA USA.

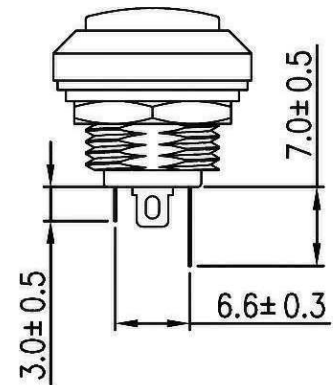
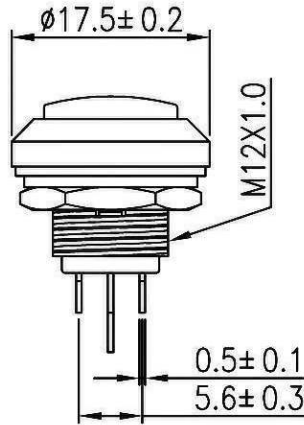
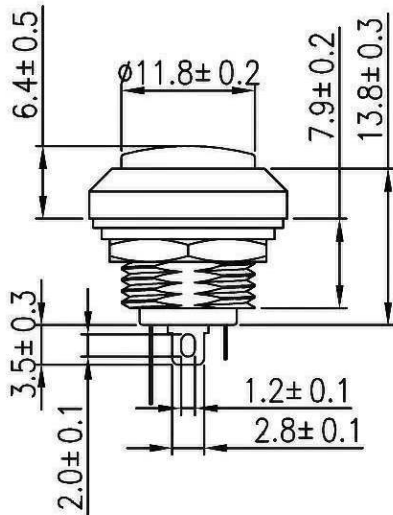
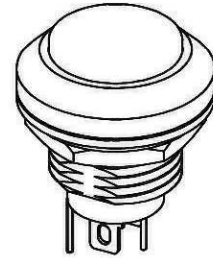
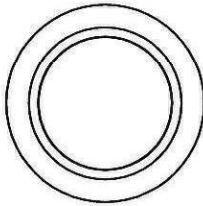
Rating	400mA 32VAC 125mA 125VAC 100mA 50VDC
Configured For	20mA, If = 2.0 VDC
Contact Resistance	50m ohm Max.
Insulation Resistance	DC 500V 100M ohm Min.
Dielectric Strength	AC 1000V 1 minute
Operation Temp.	- 25 ° C ~ 85 ° C
Function	2P SPST OFF - (ON) Lamp Independent
Lamp Type	LED Rating: @ 20mA, If = 2.0VDC

Mounting Hole	Circuit Diagram
	
Thickness: 1.5~4.0mm	

() = Momentary Function

MATERIAL:

Frame: Black, Nylon 66(94-v2)
 Actuator: Red, PC (94-v2)
 Base: Black, PBT(94-V0)
 Terminals: Gold plated, Copper
 Waterproof: IP67



RoHS Compliant

1 Added Configured For to Rating, Independent to Function & Lamp Type. 1/23/12.

CW INDUSTRIES
 Southampton, Pa. 18966
 Tel 215.355.7080/www.cwind.com

Date Drawn: 12/01/09

Rev. 1

Unit: mm

Checked By: *G. Gold*

Title:
PUSH BUTTON SWITCH

CW P/N:
GPB556AL05BR