

# Solid State Relay

## SID Series Dual Channel AC Output



- Zero Crossing or Random-on
- Load Current: 25A, 40A, 50A and 75A@24-660VAC
- SCR Output
- DC Input
- ROHS Compliant
- IP20 Safety Cover Protection(Optional)

### Product Description

SID series dual channel relay with SCR output is widely used in industry applications. The relay can be used for resistive, inductive or capacitive load. The load voltage is 24-660VAC, output current is rated at 25A, 40A, 50A, and 75A.

### Product Selection

ASR	—	SID	480	D	50 <sup>(1)</sup>	Z	L	-S	P
	Packing: - : Bulk Packing A-Z	SID Series	Load Voltage 240:240VAC 380:380VAC 480:480VAC 600:600VAC	Control Voltage Type D:DC Control	Load Current 25: 25Amp 40:40Amp 50:50Amp 75:75Amp	Switching Mode Z: Zero Crossing R: Random- on	Control Voltage L:4-15VDC H:15- 32VDC W:4-32VDC	Terminal Type Blank:QC C:QC, input terminal w/ crimp pins S: Screw Terminal, IP20	Thermal Pad Blank: Without P: With thermal pad

Note: (1) Quick connection terminal version is only available for 25 & 40A.

INPUT CIRCUIT (TA=25°C)		
Control Voltage Range	L	4-15VDC
	H	15-32VDC
	W	4-32VDC
Must Turn-on Voltage	L	4VDC
	H	15VDC
	W	4VDC
Must Turn-off Voltage		1VDC
Maximum Input Current		50mA

# Solid State Relay

## SID Series Dual Channel AC Output

OUTPUT CIRCUIT (TA=25°C)			
Load Voltage Range	240	24~280VAC	
	380	24~440VAC	
	480	24~530VAC	
	600	24~660VAC	
Maximum Turn-On Time	Random-On	1ms	
	Zero Crossing	10ms	
Maximum Turn-Off Time		10ms	
Maximum Surge Current [@10 ms]	25A	300A	
	40A	400A	
	50A	500A	
	75A	750A	
Maximum I <sup>2</sup> t [@10 ms]	25A	450A <sup>2</sup> s	
	40A	800A <sup>2</sup> s	
	50A	1250A <sup>2</sup> s	
	75A	2812A <sup>2</sup> s	
Transient Overvoltage	240V	600Vpk	
	480V/600V	1200Vpk	
Maximum Off-State Leakage Current [@ Rated Voltage]		5mA	
Maximum On-State Voltage Drop [@ Rated Current]		1.5Vrms	
Minimum Off-State dv/dt [@ Maximum Rated Voltage]	3A	500V/μs	
GENERAL INFORMATION			
Dielectric Strength, Input/Output[50/60Hz]	Input/Output	400VACrms	
	Input, Output/Base	2500Vrms	
Ambient Operating Temperature Range		-30°C +80°C	
Ambient Storage Temperature Range		-30°C +100°C	
Weight [Typical]	Quick Connection Terminal		100g
	Screw Terminal (IP20)	25A	150g
		50A	180g
		75A	180g

# Solid State Relay

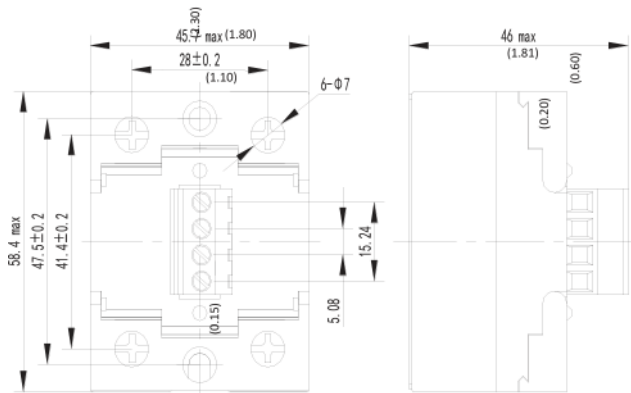
## SID Series Dual Channel AC Output

### Application

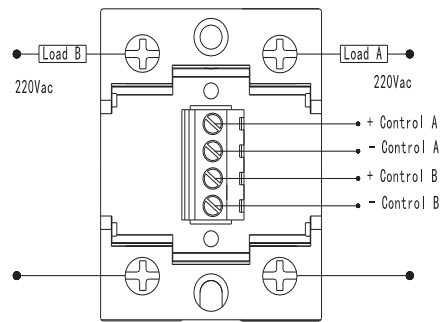
High-low Temperature Chamber, Plastics Machinery, Incubation Machine, Oiling Machine, HVAC, Elevator, Lighting, Fountain Controller.

### Installation

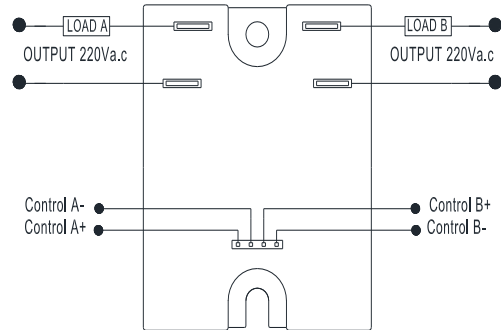
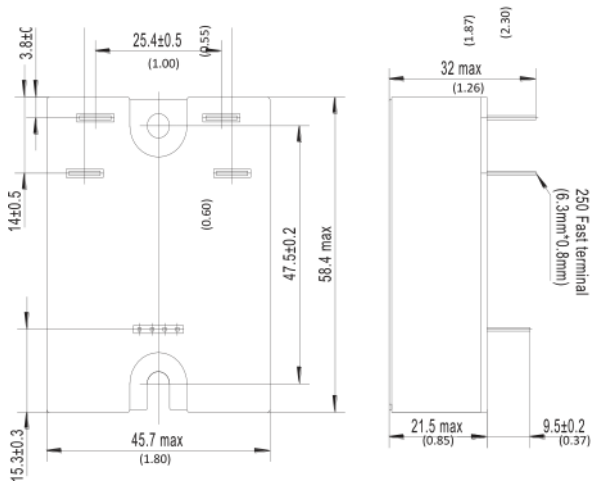
Screw Terminal (IP20)



### Connection



Quick Connection Terminal

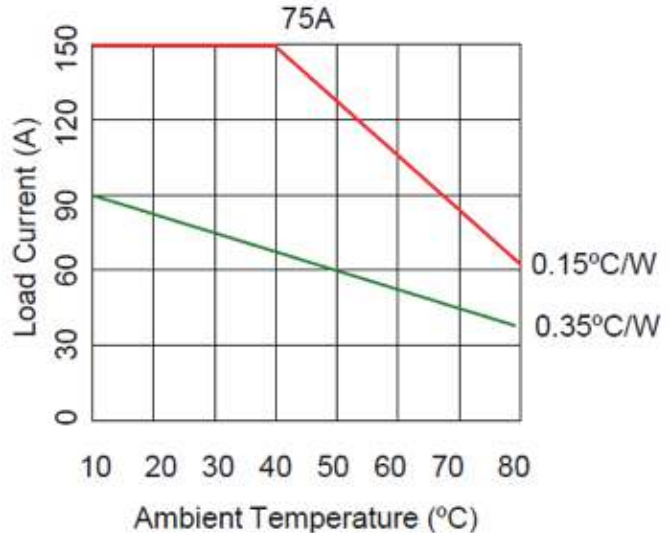
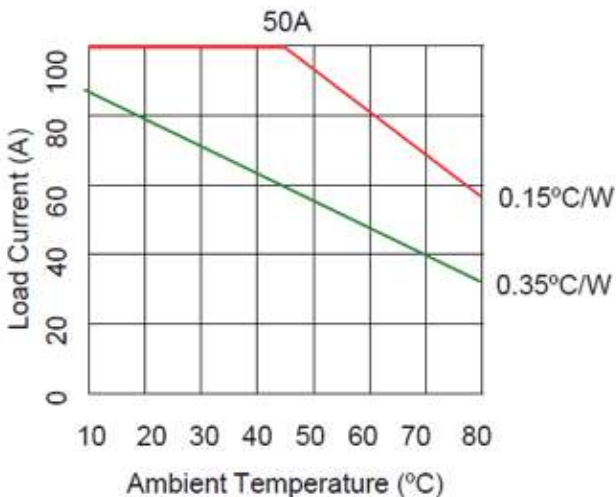
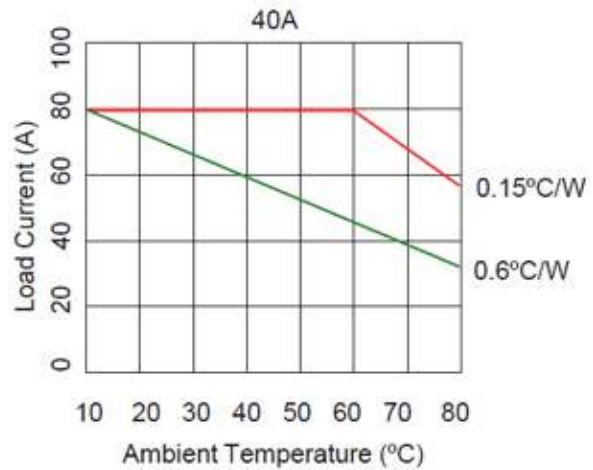
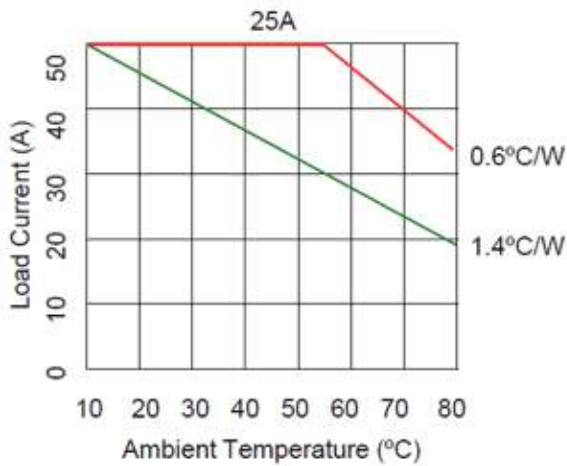


# Solid State Relay

## SID Series Dual Channel AC Output

### Thermal Curve

Note: The following load current curve shows the total current, each channel current cannot exceed 1/2 of the total current.



### Important Notice

1. Thermal grease or pad must be applied when mounting the heatsink.
2. The load current must be derated when installing the SSR closely together.

### Product Certification



General Note: (2) Parameters are for single channel only. (3) TUV is only available for IP20 version.

1741 Industrial Drive, No. 14 • Sterling, IL 61081  
 Tel: 815-632-3150 • Fax: 815-632-3449  
 www.altranmagnetics.com • sales@altranmagnetics.com

