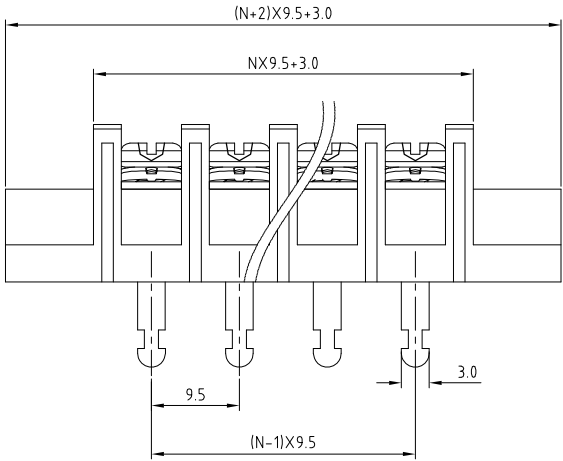
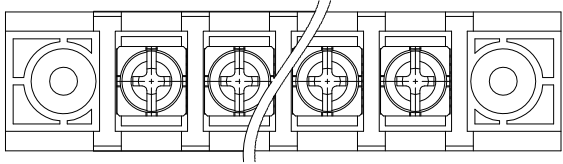
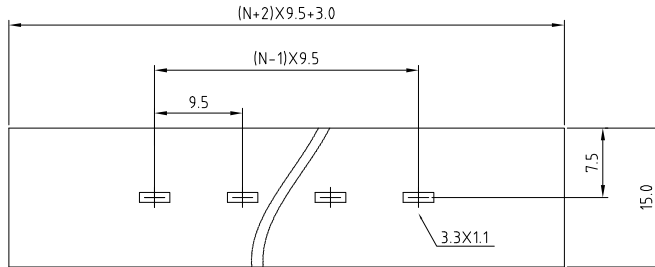
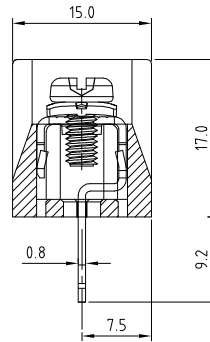


Transfer or duplication of this document as well as the utilisation or communication of its content are not permitted unless express consent is granted. Violations give rise to claims for damages. All rights reserved in case of patent, utility model or design patent registrations.

N=Number of contacts



P.C.B LAYOUT



Technical Data:

Electrical

Pitch: 9.5mm

Voltage rating: 300 V

Current rating: 20 Amps

Contact resistance: 20mΩ(max)

Withstanding Voltage: 2500VAC(1min) Test time=60sec/1pcs

Wire range: 14-22 AWG

Mechanical:

Torque: 12kgf.cm/M3.5

Operating temperature: -40°C to +105°C

Soldering temperature

Temperature= 250°C±10°C /5 seconds max

Safety approval (pending):

RoHS Compliance

Part No.: **OSTYK506XX330**

- No. of Poles
- 02 2 Poles
- 03 3 Poles
- ... ..
- 24 24 Poles

3	Screw	Steel / M3.5	Ni plated	1xN
2	Terminal	Copper Alloy	Tin plated	1xN
1	Body	PBT+15%GF		1
ITEM	NAME OF PART	MATERIAL	NOTES	Q"TY
DWG.	DATE	UNITS:	MM	SHEET: 1 OF 1
CHK.	DATE	SCALE:	NONE 15:1 ( : )	REV: A
APP.	DATE	TITLE:	OSTYK-506 SERIES 9.5MM WITH FLANGE & WITHOUT COVER	
		PART NO.	OSTYK506XX330	
		DWG NO.	OSTYK506XX330.DWG	
			X.	±0.50
			X.X	±0.30
			X.XX	±0.10
			X°	±1°

REV	SIGN	DESCRIPTION	CHK.	DATE



ON-SHORE TECHNOLOGY, INC.