

Flush-type connector - SACC-DSI-M12FSB-5CON-L180 - 1525474

Please be informed that the data shown in this PDF Document is generated from our Online Catalog. Please find the complete data in the user's documentation. Our General Terms of Use for Downloads are valid (<http://download.phoenixcontact.com>)



Sensor/Actuator flush-type socket, 5-pos., M12, B-coded, rear/screw mounting with Pg9 thread, with straight solder connection

Illustration shows A-coded variant



Key commercial data

Packing unit	1 1
Weight per Piece (excluding packing)	13.97 GRM
Custom tariff number	85366990
Country of origin	Germany

Technical data

Ambient conditions

Ambient temperature (operation)	-25 °C ... 85 °C (Plug / socket)
Degree of protection	IP67

General

Rated current at 40°C	4 A
Rated voltage	125 V
Number of positions	5
Contact resistance	≤ 3 mΩ
Insulation resistance	≥ 100 MΩ
Coding	B - inverse
Status display	No
Surge voltage category	II
Pollution degree	3
Connection method	Solder pins
Mounting type	Rear mounting Pg9 With locking nut

Flush-type connector - SACC-DSI-M12FSB-5CON-L180 - 1525474

Technical data

Material

Inflammability class according to UL 94	HB
Contact material	CuZn
Contact surface material	Au
Contact carrier material	PA 66
Material, knurls	Nickel-plated brass
Sealing material	NBR

Classifications

eCl@ss

eCl@ss 4.0	27140815
eCl@ss 4.1	27140815
eCl@ss 5.0	27143423
eCl@ss 5.1	27143423
eCl@ss 6.0	27143423

ETIM

ETIM 2.0	EC001297
ETIM 3.0	EC002061
ETIM 4.0	EC002062
ETIM 5.0	EC002062

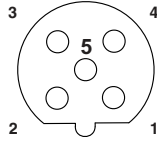
UNSPSC

UNSPSC 6.01	31251501
UNSPSC 7.0901	31251501
UNSPSC 11	31251501
UNSPSC 12.01	31251501
UNSPSC 13.2	31251501

Drawings

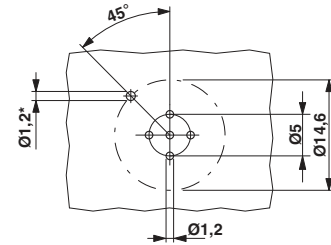
Flush-type connector - SACC-DSI-M12FSB-5CON-L180 - 1525474

Schematic diagram



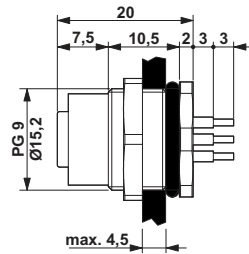
Pin assignment M12 socket, 5-pos., B-coded, female side

Drilling diagram



M12 flush-type connector

Dimensioned drawing



M12 flush-type connector