

Mini-Com® TX6A™ 10Gig UTP Jack Modules with MaTriX Technology

specifications

Category 6A/Class E_A, 8-position, UTP jack module shall terminate 4-pair, 22 – 26 AWG, 100 ohm unshielded twisted pair cable and shall not require use of a punchdown tool. The termination cap shall be color-coded blue to designate Category 6A performance and shall include a universal label coded for T568A and T568B wiring schemes. The Mini-Com® TX6A™ 10Gig UTP Jack Module must be installed as part of the TX6A™ 10Gig UTP Copper Cabling System to achieve IEEE 10GBASE-T certified performance.



technical information

Category 6A/Class E_A channel and component performance:	Certified channel performance in a 4-connector configuration up to 100 meters and exceeds the requirements of ANSI/TIA-568.2-D Category 6A and ISO 11801 Class E _A standards swept up to 650 MHz for supporting 10GBASE-T transmission over twisted-pair cabling systems as part of the Panduit® TX6A™ 10Gig UTP Copper Cabling System Exceeds component requirements of ANSI/TIA-568.2-D Category 6A and ISO 11801 Class E _A standards for supporting 10GBASE-T transmission over twisted-pair cabling systems
FCC and ANSI compliance:	Meets ANSI/TIA-1096-A contacts plated with 50 microinches of gold for superior performance
IEC compliance:	Meets IEC 60603-7 and IEC 60512-99-001
RoHS compliance:	Compliant
PoE & PoH compliance:	Rated for 2500 cycles with IEEE 802.3af / 802.3at and 802.3bt type 3 and type 4. Supports Power over HDBaseT up to 100 watts.
UL rated:	UL 1863 (Use as communications circuit accessory) UL 2043 (Suitable for use in air-handling spaces)
Operating Temperature:	-10°C to 65°C (14°F to 149°F)
Conductor termination range:	Wire cap compatible with 22 – 26 AWG solid or stranded cable with conductor insulation diameters of 0.060 in. max and overall cable O.D. 0.200 in. to 0.330 in.

key features and benefits

Interoperable	Compatible with components of the TX6A™ and TX6A-SD™ 10Gig UTP Copper Cabling System with MaTriX Technology (100 and 70 meter solutions) for increased design flexibility
Alien crosstalk suppression	Innovative MaTriX split foil technology provides superior alien crosstalk performance enabling high density applications (48-ports, 1 RU)
100% performance tested	Confidence that each jack module will deliver the critical electrical performance requirements
Individually serialized	Marked with quality control number for future traceability
Shuttered version available	Integrated spring shuttered door keeps out dust and debris of unmated RJ45 jack modules automatically
Angle termination version available	Side opening allows cable to be terminated to the right or left side of the jack module; ideal for installations that have minimal depth to not violate cable bend radius
Termination tools (optional)	EGJT-1 termination tool ensures conductors are fully terminated by utilizing a smooth forward motion without impact on critical internal components for maximum reliability; TGJT termination tool ideal for high volume installations
Block out device (optional)	Provides a simple and secure method to control access to data ports while not in use

applications

Mini-Com® TX6A™ 10Gig UTP Jack Modules are a component of the TX6A™ 10Gig UTP Copper Cabling System with MaTriX Technology. This end-to-end system provides a cost effective medium for ensuring that network bandwidth needs are easily met today and in the future. The Panduit solution helps ensure organizations efficiently and reliably

meet their data transmission needs. With certified performance to the ISO 11801 Class E_A, IEEE 802.3an-2006 and ANSI/TIA-568.2-D Category 6A standards, this system will support high bandwidth applications like 10GBASE-T and HDBaseT and is ideal for running next generation Power over Ethernet (POE++)

TX6A™ 10Gig UTP Copper Cabling System with MaTriX Technology

Mini-Com® TX6A™ 10Gig UTP Jack Modules with Split Foil MaTriX Technology

Jack module:	CJ6X88TG*
Shuttered jack module:	CJH6X88TG*
Up/Down 45° angle jack module:	CJUD6X88TG*
Left/Right 45° angle jack module:	CJLR6X88TG*

Tools and Accessories

Jack module termination tool:	TGJT or EGJT-1
Wire snipping tool:	CWST
Wire stripping tool:	CJAST
Clear dust cap:	MDC-C
Blockout device:	PSL-DCJB-^^^
Phone icons:	CIPW-C+
Data icons:	CIDIW-C+

*To designate color, add suffix IW (Off White), EI (Electric Ivory), IG (International Gray), AW (Arctic White), BL (Black), BU (Blue), RD (Red), YL (Yellow), GR (Green), OR (Orange), BR (Brown), GD (Gold), LB (Light Blue), PK (Pink) or VL (Violet).

^^^To designate color other than Red, add suffix Black (BL), Blue (BU), Yellow (YL), Green (GR), Orange (OR), Off White (IW), or International Gray (IG) at the end of the part number. 100/package.

*To designate color other than IW (Off White), replace IW with EI (Electric Ivory), IG (International Gray), BL (Black), BU (Blue), RD (Red), YL (Yellow), GR (Green), OR (Orange), or VL (Violet) in the part number. 100/package

Contact customer service for bulk packaged and/or keyed jack modules.

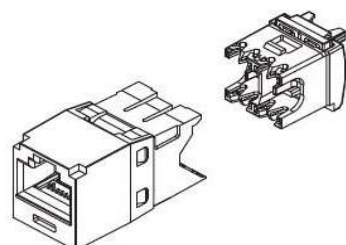
Mini-Com® TX6A™ 10Gig UTP Jack Modules with MaTriX Technology

test results

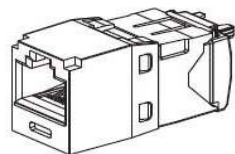
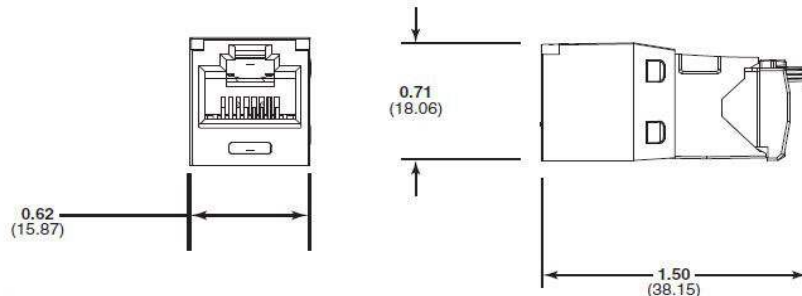
Mechanical Test	Test Method	Measurement	Typical Test Results
Normal Force	—	Load (grams)	> 100
Vibration	IEC 512-6d	Circuit Resistance (mOhms)	< 40
Shock	IEC 512-6c	Contact Disturbance (microsecond)	< 5
Durability	IEC 512-6a	Circuit Resistance (mOhms)	< 20
Mating/Un-mating	IEC 512-6b	Mating Force (N)	< 20
		Un-mating Force (N)	< 20
Termination Cycles	IEC 352	Number of Cycles	> 20
Mating Cycles	IEC 60603-7	Number of Plug Insertions	> 2500

Electrical Test	Test Method	Measurement	Typical Test Results
Low Level Circuit Resistance	IEC 512-2a	Resistance (mOhms)	< 20
Dielectric Withstand Voltage	IEC 512-4a	1000 V, 1 minute	Passed
Insulation Resistance	IEC 512-3a	Resistance (MOhms)	> 500

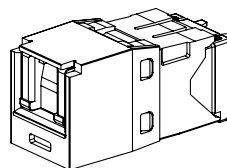
Environmental Test	Test Method	Measurement	Typical Test Results
Temperature Life	IEC 512-9b	Circuit Resistance (mOhms)	< 40
Humidity	IEC 512-11c	Circuit Resistance (mOhms)	< 40
Thermal Shock	IEC 512-11d	Circuit Resistance (mOhms)	< 40
Climatic Sequence	IEC 512-11a	Circuit Resistance (mOhms)	< 40
Flowing Mixed Gas Corrosion	IEC 512-11g	Circuit Resistance (mOhms)	< 40



Jack Module and Standard Wire Cap



Jack Module



Shuttered Jack Module

Dimensions are in inches (Dimensions in parenthesis are metric)

WORLDWIDE SUBSIDIARIES AND SALES OFFICES

PANDUIT CANADA
Markham, Ontario
cs-cdn@panduit.com
Phone: 800.777.3300

PANDUIT EUROPE LTD.
London, UK
cs-emea@panduit.com
Phone: 44.20.8601.7200

PANDUIT SINGAPORE PTE. LTD.
Republic of Singapore
cs-ap@panduit.com
Phone: 65.6305.7575

PANDUIT JAPAN
Tokyo, Japan
cs-japan@panduit.com
Phone: 81.3.6863.6000

PANDUIT LATIN AMERICA
Guadalajara, Mexico
cs-la@panduit.com
Phone: 52.33.3777.6000

PANDUIT AUSTRALIA PTY. LTD.
Victoria, Australia
cs-aus@panduit.com
Phone: 61.3.9794.9020

For a copy of Panduit product warranties, log on to www.panduit.com/warranty

For more information

Visit us at www.panduit.com

Contact Customer Service by email: cs@panduit.com
or by phone: 800.777.3300

PANDUIT®

© 2019 Panduit Corp.
ALL RIGHTS RESERVED.
COSP231--WW-ENG
Replaces WW-COSP196
4/2019