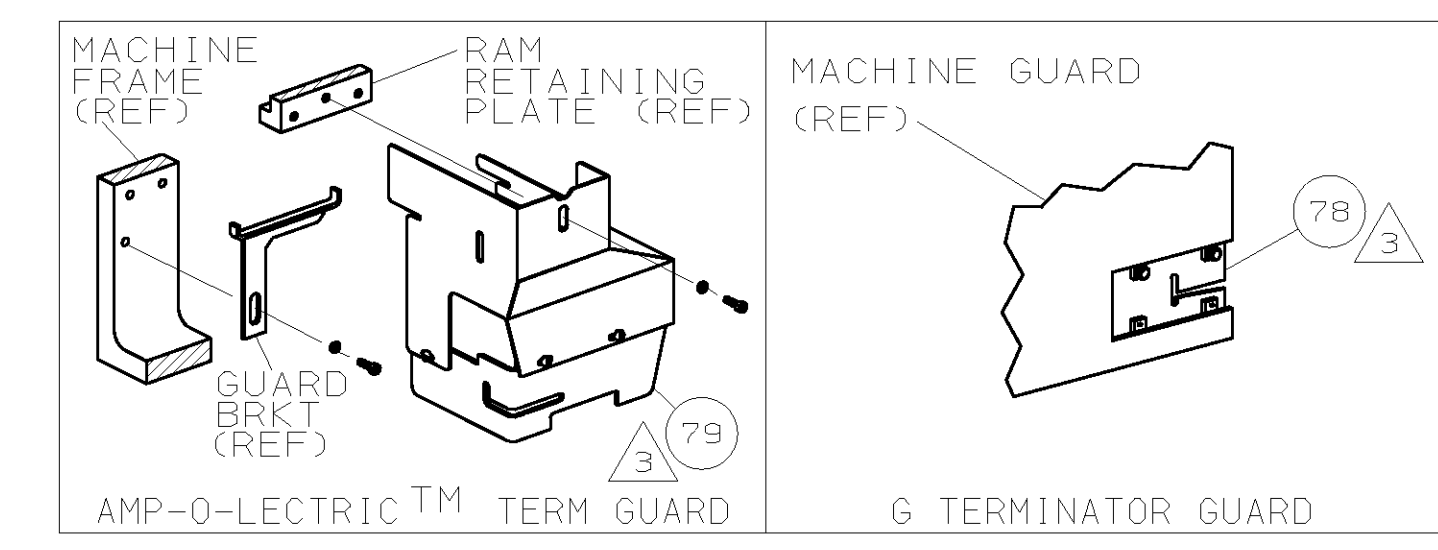
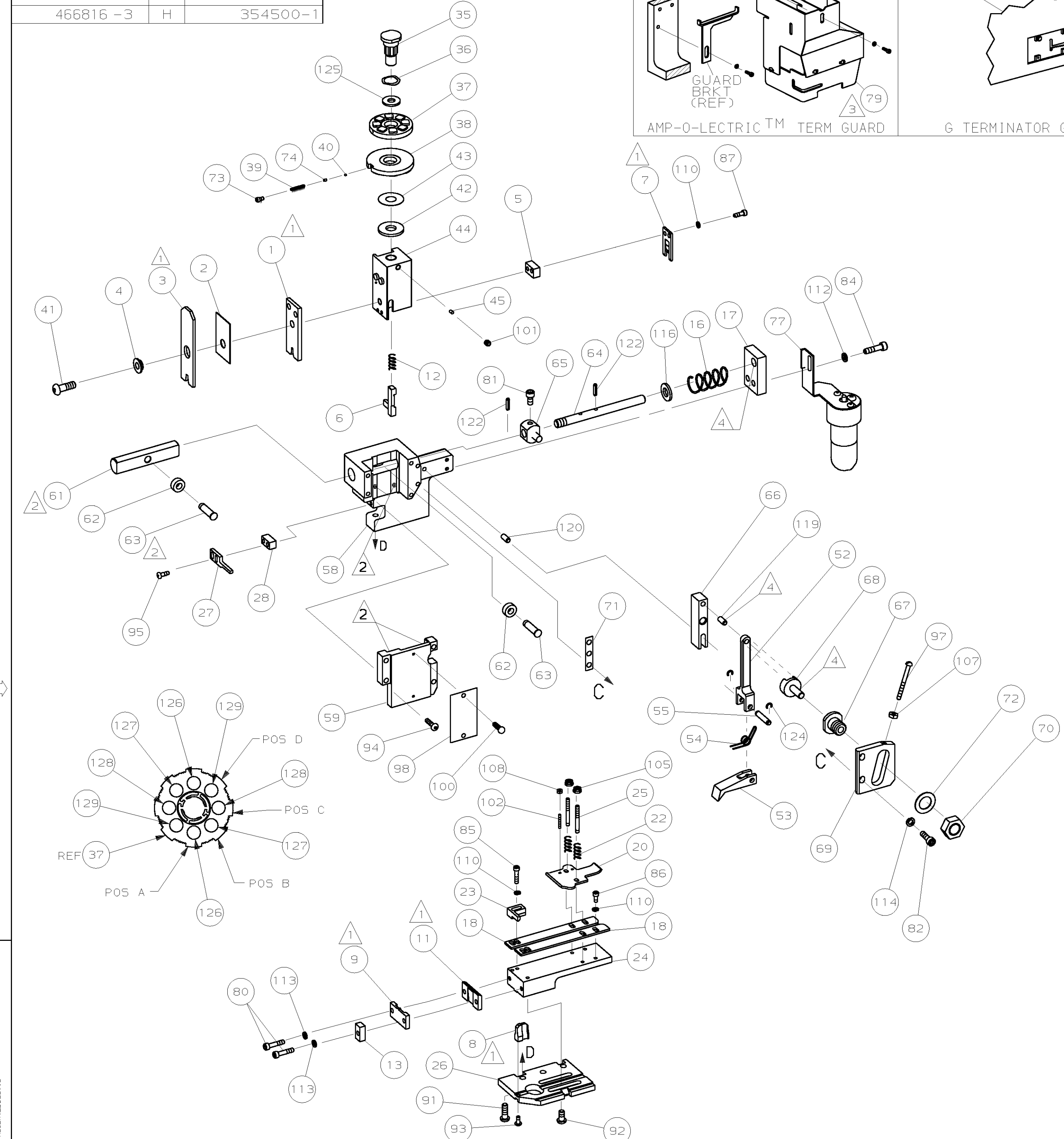


PART NUMBER	REV	FIRST USED
466816 -1	H	565435-5
466816 -3	H	354500-1

THIS DRAWING IS A CONTROLLED DOCUMENT.



TERMINAL NAME:
1.250 FASTON AMPLIVAR

60385	63329	63622-1	1217835
TERM	APPL	SPEC	114-2144

CRIMPING DATA

PAD LTR	CRIMP HEIGHT	WIRE SIZE
A	.066 ±.002	14 OR 2(17)
B	.062 ±.002	2(18)
C	.058 ±.002	16 OR 2(19)
D	.054 ±.002	17 OR 18 MAG

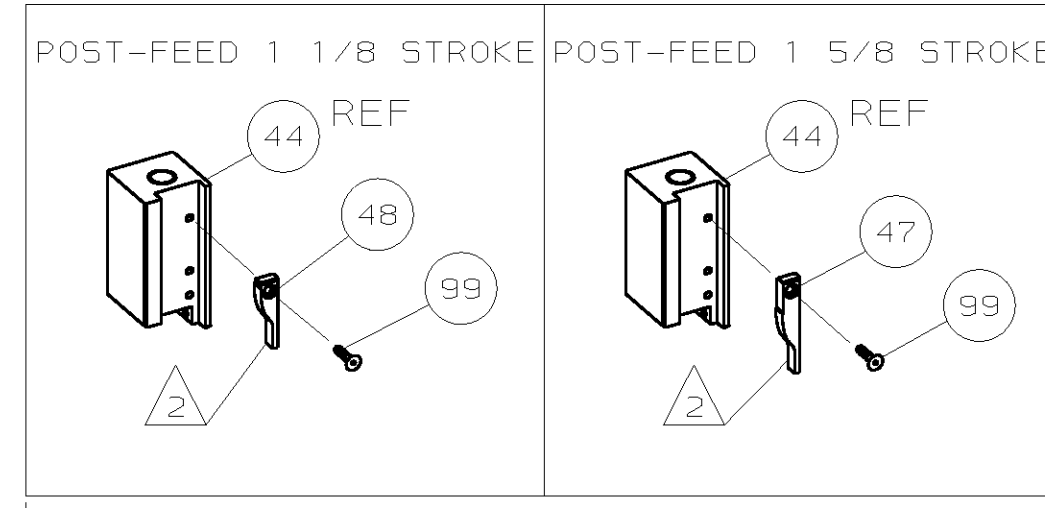
CRIMP	SIZE	TYPE	RANGE
WIRE	.120	F	18-14 MAG WIRE
INSUL	.180	F	.120-.170

FEED	APPL INST	SET UP GAGE	LAYOUT
.758	408-8039	458638-1	1064

WIRE STRIP LENGTH -

QTY	REV	U/M	HWG SIZE	PART NO	DESCRIPTION	ITEM NO
2	2	-	C	1-354779-4	PIN, WIRE DISC (.3060)D	129
2	2	-	C	354779-6	PIN, WIRE DISC (.3020)C	128
2	2	-	C	9-354778-7	PIN, WIRE DISC (.2980)B	127
2	2	-	C	8-354778-9	PIN, WIRE DISC (.2940)A	126
1	1	-	A	986950-1	WASHER, FLAT PRECISION	125
REF	REF	-	A	21045-3	RING, RET "C" (Ø.187)FD PIN	124
REF	REF	-	A	5-21028-1	PIN, STD SPRING (Ø.12)FD ADJ ROD	122
REF	REF	-	A	1-21030-7	PIN, DOWEL (Ø.187x1.50)H5G	120
REF	REF	-	A	1-21030-1	PIN, DOWEL (Ø.187x.50)LEVER	119
REF	REF	-	A	21899-4	WASHER, FLAT (Ø5/16)SCR ADJ	116
REF	REF	-	A	21024-5	WASHER, LOCK (NO.10)FD ADJ PL	114
2	2	-	A	21024-5	WASHER, LOCK (NO.10)SHEAR PL	113
REF	REF	-	A	21024-5	WASHER, LOCK (NO.10)FD ROD GDE	112
7	7	-	A	21024-4	WASHER, LOCK (NO.8)SHEAR BL	110
2	2	-	A	21018-4	NUT, HEX (4-40)DRAG	108
REF	REF	-	A	21018-5	NUT, HEX (6-32)FD ADJ PL	107
2	2	-	A	21022-2	NUT, HEX 5L (8-32)DRAG STUD	105
2	2	-	A	4-21078-8	SKT SKT SET (4-40x.75)DRAG	102
1	1	-	A	21009-2	SCR, SKT SET (1/4-20x.25)RAM	101
2	2	-	A	21017-2	SCR, DRIVE (#2x.19) ID PLATE	100
1	1	-	A	1-21002-7	SCR, BHC (6-32x.38)CAM	99
1	1	-	B	461264-1	PLATE, IDENTIFICATION	98
REF	REF	-	A	6-23715-5	SCR, PAN HD (6-32x1.50)FEED ADJ	97
2	2	-	A	2-21002-2	SCR, BHC (8-32x.50)STRIPPER	95
REF	REF	-	A	2-21002-9	SCR, BHC (10-32x.75)H5G CAP	94
1	1	-	A	22733-8	SCR, BHC (8-32x.38 LW)ANVIL	93
4	4	-	A	3-21002-3	SCR, BHC (1/4-20x.50)ST 6D PL	92
REF	REF	-	A	2-22733-8	SCR, BHC (1/4-20x.62)BASE PL	91
REF	REF	-	A	2-21000-7	SCR, SKT CAP (10-32x.75)FD GDE	84
REF	REF	-	A	3-21000-6	SCR, SKT CAP (10-32x.62)FD ADJ P	82
REF	REF	-	A	3-21000-4	SCR, SKT CAP (10-32x.38)PIVOT BL	81
2	2	-	A	3-21000-8	SCR, SKT CAP (10-32x.88)5H PL	80
-	REF	-	A	455745-1	GUARD, WINDOW	79
REF	REF	-	A	679532-1	INSERT, GUARD	78
-	1	-	C	465184-9	LUBRICATOR ASSY	77
1	1	-	A	690603-1	SPRING, ASSIST	74
1	1	-	A	23030-1	SCR, SKT CAP (6-32x.25)CP DSC	73
REF	REF	-	A	458109-1	WASHER, FLAT (SPECIAL)	72
REF	REF	-	A	690517-1	SPACER	71

QTY	REV	U/M	HWG SIZE	PART NO	DESCRIPTION	ITEM NO
-1	-3			REF	REF	- A 22594-8 NUT, HEX 70
REF	REF	-	B	240628-1	PLATE, ADJ 69	
REF	REF	-	B	240626-1	SHAFT, PIVOT 68	
REF	REF	-	B	240633-1	BUSHING 67	
REF	REF	-	A	455680-1	LEVER, INTERMEDIATE 66	
REF	REF	-	B	240629-1	BLOCK, PIVOT 65	
REF	REF	-	A	240632-2	SCR, ADJ 64	
REF	REF	-	B	240659-3	PIN, CAM ROLLER 63	
REF	REF	-	B	240658-1	CAM, ROLLER 62	
REF	REF	-	B	454398-1	ROD, FEED 61	
REF	REF	-	C	454220-1	CAP, RAM 60	
REF	REF	-	D	453736-1	HOUSING 59	
REF	REF	-	B	240624-1	PIN, FEED FINGER 55	
REF	REF	-	B	691499-1	SPRING, FEED FINGER 54	
REF	REF	-	B	240635-1	FINGER, FEED 53	
REF	REF	-	B	240634-1	LEVER, TERMINAL 52	
REF	REF	-	B	690501-3	CAM, POST FEED 1 1/8 ST 48	
1	-	-	B	690501-4	CAM, POST-FEED 1 5/8 ST 47	
1	1	-	A	690191-1	PLUG, NYLON 45	
1	1	-	C	455674-1	RAM 44	
1	1	-	A	690125-1	WASHER, LAMINATED 43	
1	1	-	A	690124-9	WASHER, RAM 42	
1	1	-	A	7-21002-9	BOLT, CRIMPER (5/16-24x1.00) 41	
1	1	-	A	23241-6	BALL, STEEL 40	
1	1	-	A	690170-1	SPRING, COMPRESSION 39	
1	1	-	C	690142-1	DISC, INSULATION 38	
1	1	-	D	354777-1	WIRE DISC, PLASTIC 37	
1	1	-	A	22480-5	WASHER, SPRING 36	
1	1	-	B	690212-1	POST, RAM 35	
1	1	-	A	458980-1	APPLICATOR, BASIC (SUB ASSY) 32	
1	1	-	B	1-690451-1	SPACER, STRIPPER 28	
1	1	-	A	240639-1	STRIPPER 27	
REF	REF	-	C	455676-1	PLATE, BASE 26	
2	2	-	A	22354-8	DRAG, STUD 25	
1	1	-	B	455678-1	PLATE, STRIP GUIDE 24	
1	1	-	C	240825-2	PLATE, STRIP HOLD DOWN 23	
2	2	-	A	4-22281-1	SPRING, DRAG 22	
1	1	-	A	454177-1	DRAG, STOCK 20	
2	2	-	C	454204-3	GUIDE, STRIP (FRONT) 18	
REF	REF	-	A	454178-1	GUIDE, FEED ROD 17	
REF	REF	-	A	4-22284-9	SPRING, FEED RETURN 16	
1	1	-	C	690481-3	SPACER, HOLD DOWN 13	
1	1	-	A	23846-1	SPRING, HOLD DOWN 12	
1	1	-	B	240644-1	PLATE, REAR SHEAR 11	
1	1	-	B	690482-5	PLATE, FRONT SHEAR 9	
1	1	-	D	459866-7	ANVIL 8	
1	1	-	B	690474-5	BLADE, SLUG 7	
1	1	-	D	2-455892-2	HOLD DOWN, TERMINAL 6	
1	1	-	C	4-240641-0	SPACER, SLUG BLADE 5	
1	1	-	B	238009-1	SPACER, BLOCK CRIMPER 4	
1	1	-	C	456134-6	CRIMPER, INSULATION 3	
1	1	-	B	455888-8	SPACER, CRIMPER 2	
1	1	-	C	456409-3	CRIMPER, WIRE 1	



- 1 RECOMMENDED SPARE PARTS.
- 3 GUARD MUST BE IN PLACE WHEN OPERATING APPLICATOR IN A BENCH MACHINE.
- 4 LUBRICATE DAILY USING NO. 20 MACHINE OIL.
5. ITEMS WITH QTY OF REF SPECIFIED (EXCEPT ITEMS 78 AND 79) ARE USED ON ITEM 32.
- 6 CUT TO LENGTH AT ASSY

K TERMINATOR BENCH MACHINE

G TERMINATOR BENCH MACHINE

A
66

DIMENSIONS IN INCHES. DO NOT SCALE PRINT. TOLERANCES UNLESS OTHERWISE SPECIFIED:		MATERIALS		FINISH	
2 PLC DEC ±					
3 PLC DEC ±					
4 PLC DEC ±					
ANGLES ±					
SURF TEXTURE:	✓				
REMOVE BURRS, BREAK SHARP EDGES R.015 MAX					
DR P. MATHIAS 9/14/94	APP T. ELBIN 10-17-94				
CHK 10-17-94	REL B. MORGAN 11/3/94				
NAME END FEED HDM APPLICATOR		MACHINE REF		MINI APPL	
SCALE -		DWG NO 466816		SHEET REV 1 OF 1 HI	
CUSTOMER AND ASSEMBLY DRAWING				RESTRICTED TO	