

SLM534214 Series



1. Features of SLM534214 Series:

- Ferrite based SMD inductor with lower core loss.
- Inductance range: 0.22 uH to 2.20 uH , custom values are welcomed.
- High current output chokes , up to 165.0 Amp with approx. 20% roll off.
- Low profile 10.70mm Max. height .
- 14.50 x 13.50 mm Foot Print.
- Ideal for Buck Converter, VRM & High Density Board Design.
- Operating frequency of up to 5.0MHz.
- Operating temperature range of -55° C to + 130° C.
- RoHS & HF compliant.
- T & R Qty's: 250pcs, 13" Reel.

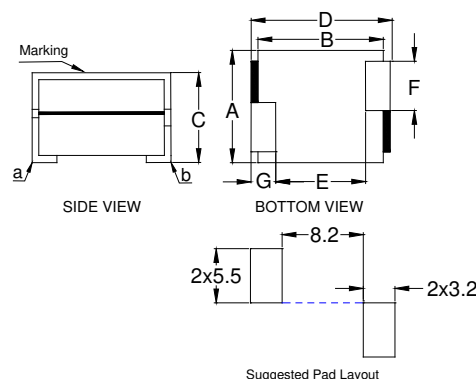


2. Electrical Characteristics of SLM534214 Series:

ITG Part Number	OCL ¹ (uH) ± 20%	L @ Isat1 ² (uH) Typ.@25°C	DCR ³ (mΩ) ± 8.0%	Isat1 ⁴ (A) @25°C	Isat2 ⁴ (A) @75°C	Isat3 ⁴ (A) @100°C	Irms ⁵ (A) @25°C
SLM534214A-R22MHF	0.220	0.176	0.42	165.00	150.00	140.00	44.00
SLM534214A-R39MHF	0.390	0.312	0.42	100.00	92.00	86.00	44.00
SLM534214A-R47MHF	0.470	0.376	0.42	81.00	73.00	68.00	44.00
SLM534214A-R62MHF	0.625	0.500	0.42	62.00	56.00	52.00	44.00
SLM534214A-R80MHF	0.800	0.640	0.42	50.00	44.00	40.00	44.00
SLM534214A-1R0MHF	1.000	0.800	0.42	40.00	33.00	30.00	44.00
SLM534214A-1R2MHF	1.200	0.960	0.42	32.00	27.00	24.00	44.00
SLM534214A-1R5MHF	1.500	1.200	0.42	25.00	20.00	18.00	44.00
SLM534214A-2R2MHF	2.200	1.760	0.42	14.00	13.00	12.00	44.00

3. Mechanical Dimension of SLM534214 Series:

A	B	C	D	E	F	G
Max.	Max.	Max.	Max.	Nom.	± 0.20	± 0.35
13.50	12.80	10.70	14.50	8.70	5.00	2.70



Notes:

1. Open Circuit Inductance (OCL) test condition: 100KHz, 1.0Vrms, 0A at 25°C.
2. L @ Isat and L @ Irms Test condition: 100KHz, 1.0Vrm (Ta=25°C).
3. The nominal DCR is measured from point "a" to point "b" as shown above in the mechanical drawing (Ta=25°C).
4. Isat1, Isat2 & Isat3: DC current that will cause inductance to drop approximately by 20%.
5. Irms: DC current for an approximate temperature rise of 40°C without core loss.
6. Derating is necessary for AC currents. Verify and check PCB pad layout, trace thickness, width, air-flow and proximity of other heat generating components as it will have an effect on the temperature rise.
7. It is recommended that the part temperature should not exceed 130° C under worst operating conditions.

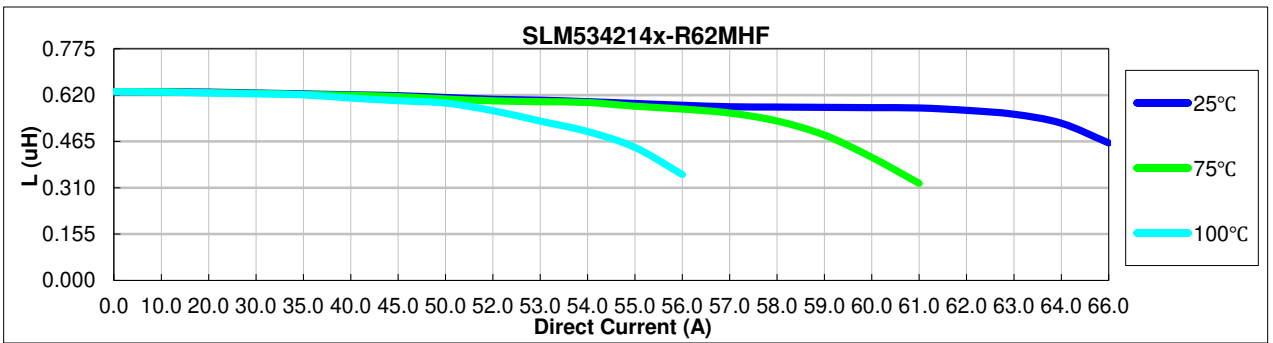
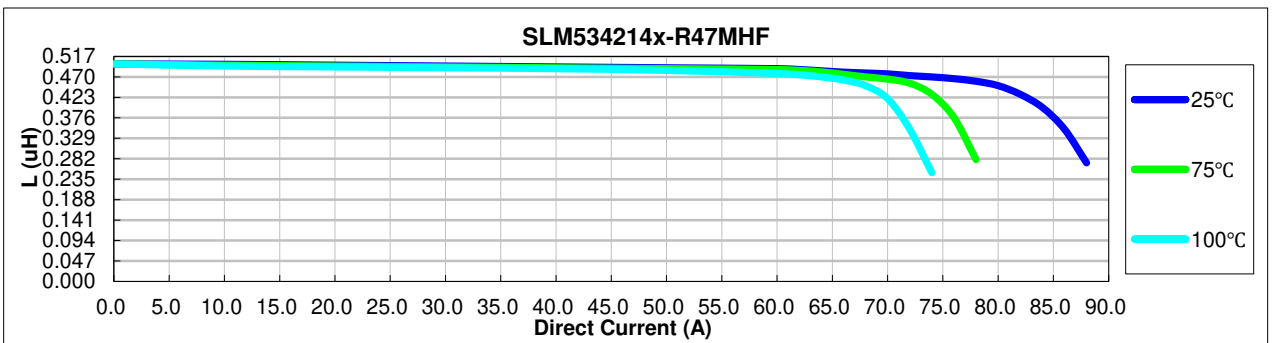
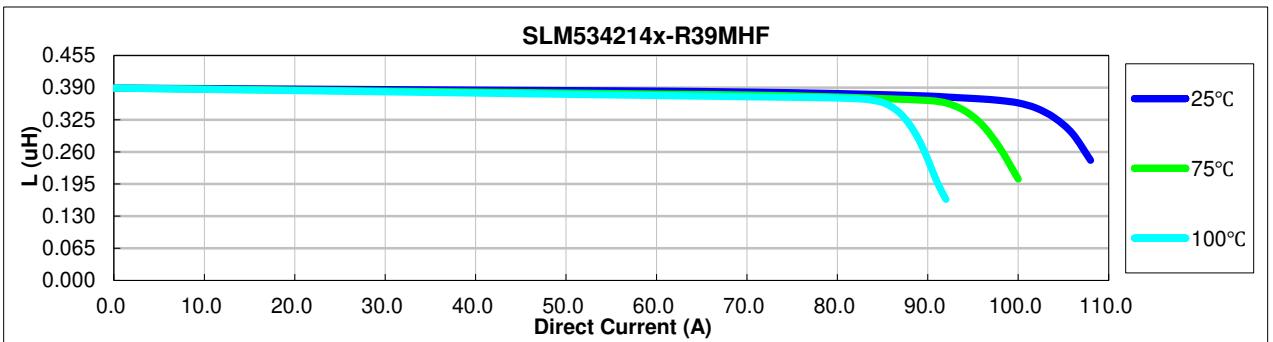
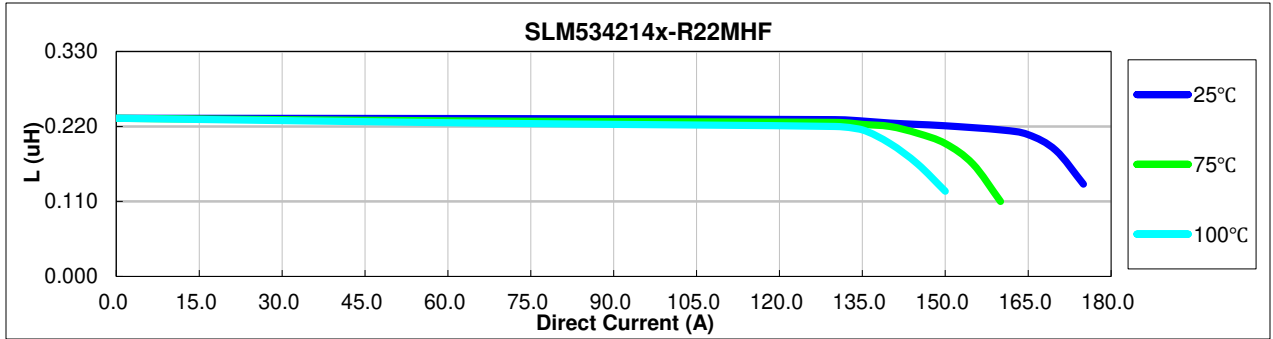


Halogen Free

SLM534214 Series



4. Inductance Characteristics (Inductance vs. Current):



*Due to continuous product improvement, all specifications are subject to change without prior notice. Kindly contact an ITG field application engineer or a sales representative prior to purchase.

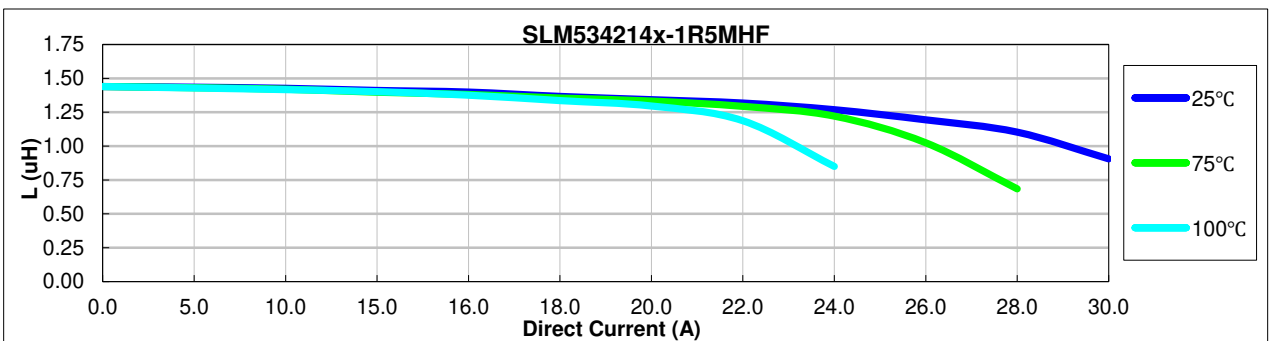
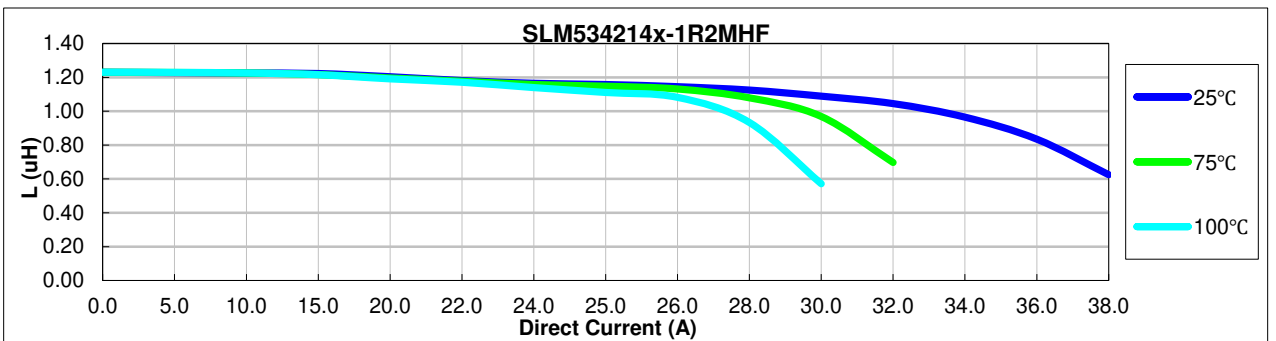
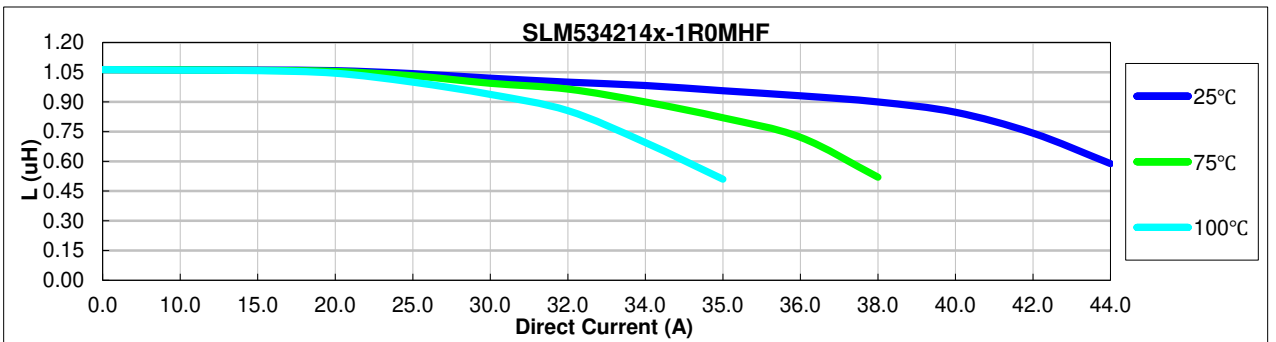
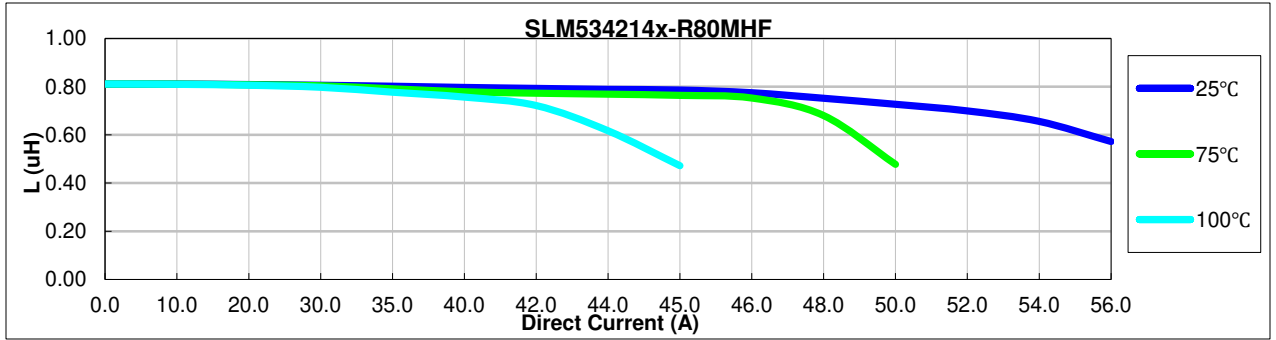


SLM534214 Series



Halogen Free

4. Inductance Characteristics (Inductance vs. Current):



*Due to continuous product improvement, all specifications are subject to change without prior notice. Kindly contact an ITG field application engineer or a sales representative prior to purchase.



SLM534214 Series



Halogen Free

4. Inductance Characteristics (Inductance vs. Current):

