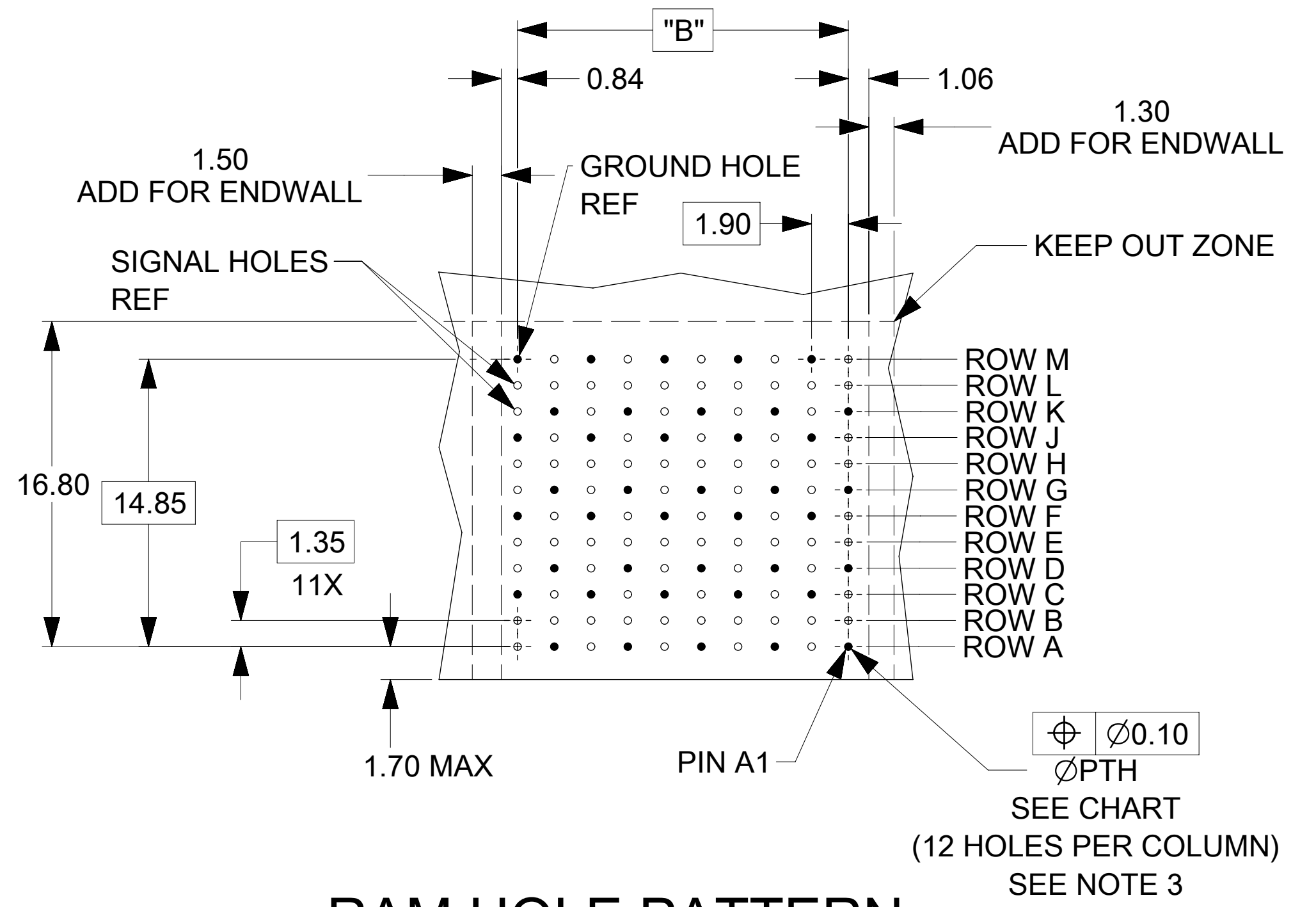
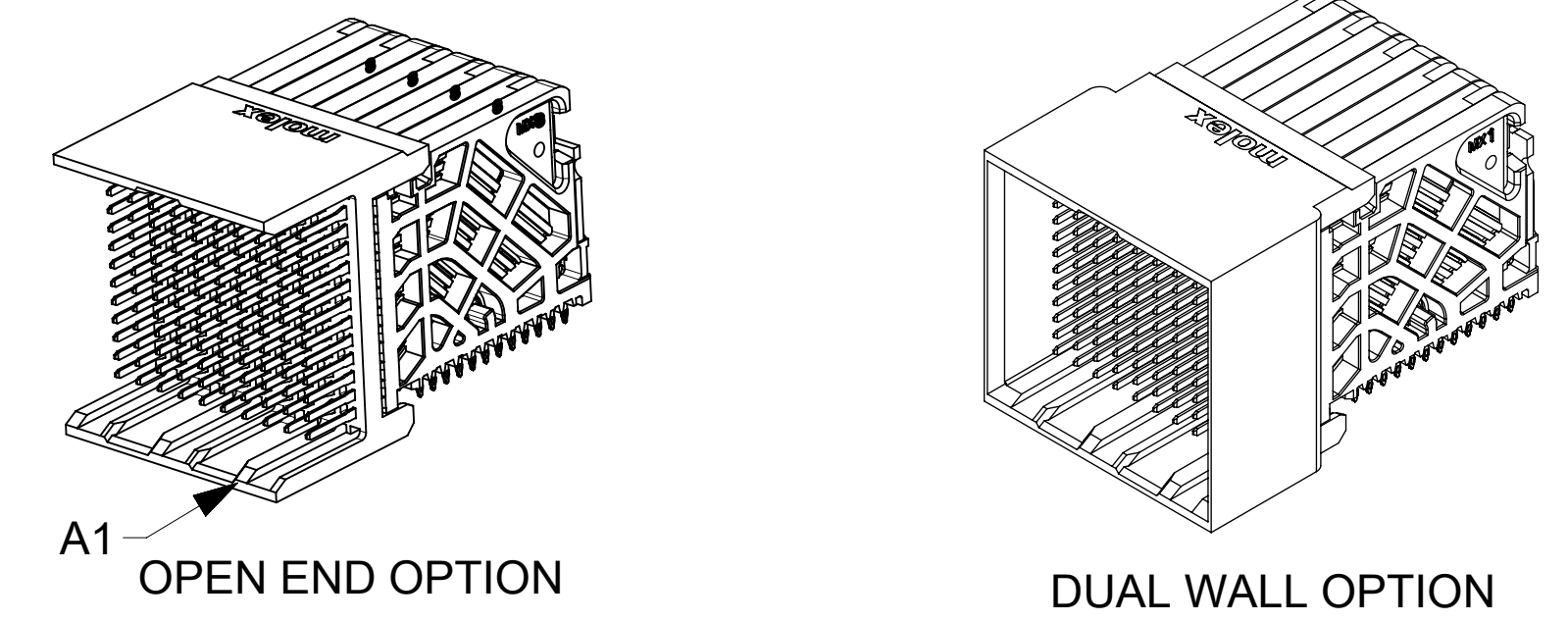
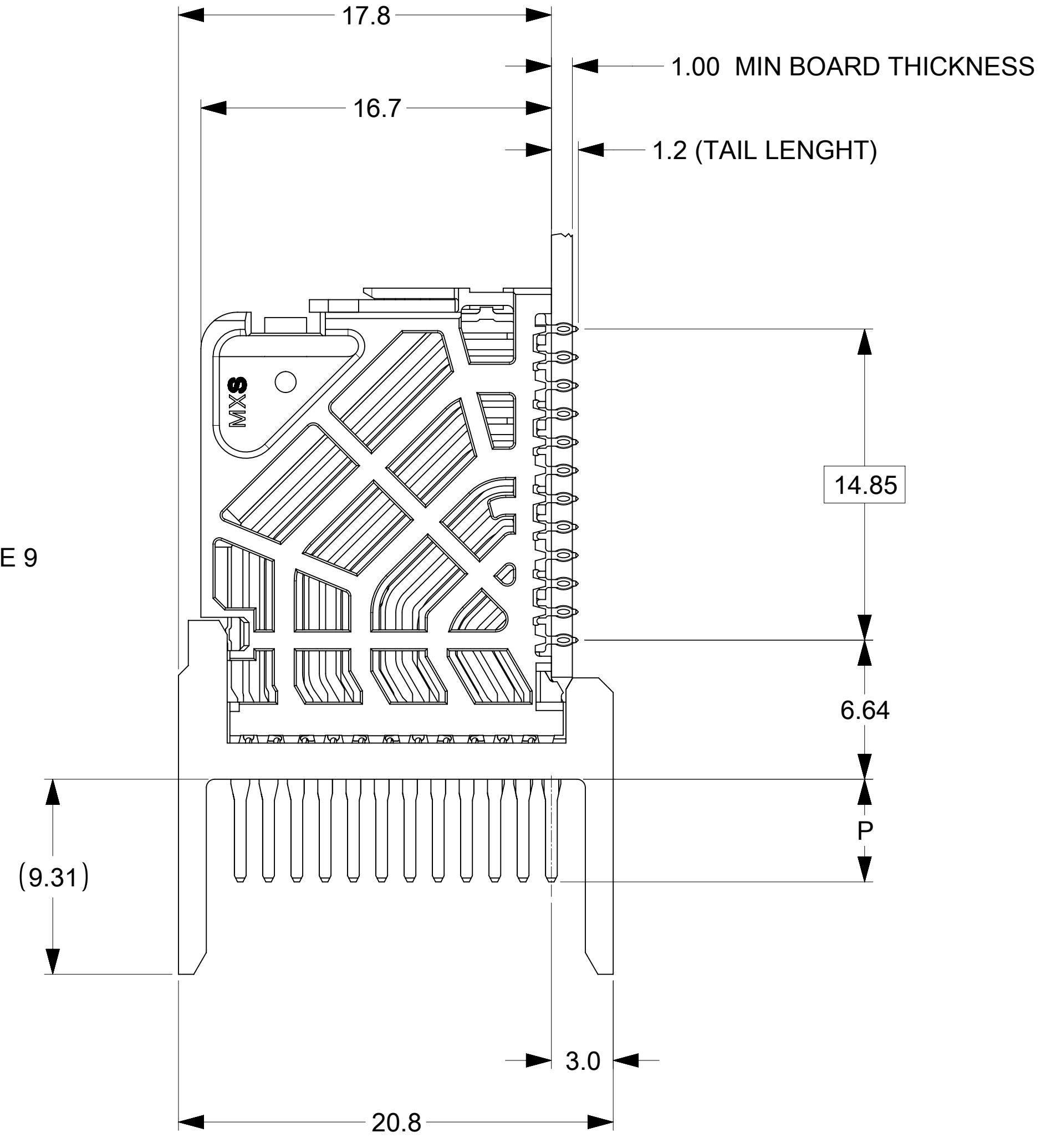
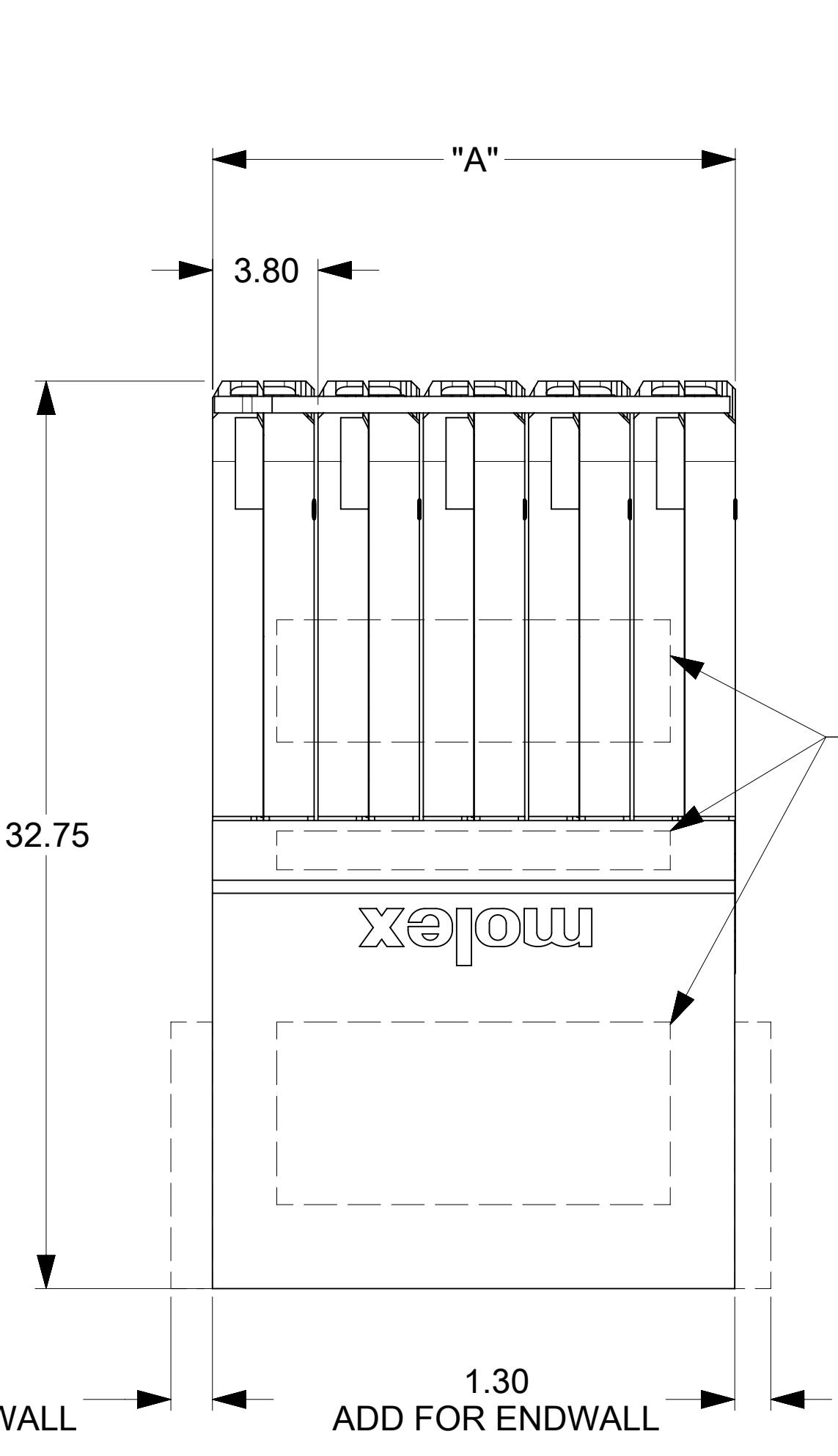


MATERIAL NUMBER	# OF COLUMNS	# OF DIFF PAIR	DIM "A" MAX	DIM "B"	PTH ϕ
76500-*8**	8	32	15.20	13.30	0.46 \pm 0.05
76500-*1**	10	40	19.00	17.10	0.46 \pm 0.05
76500-*6**	16	64	30.40	28.50	0.46 \pm 0.05
76500-*8**	8	32	15.20	13.30	0.39 \pm 0.05
76500-*1**	10	40	19.00	17.10	0.39 \pm 0.05
76500-*6**	16	64	30.40	28.50	0.39 \pm 0.05

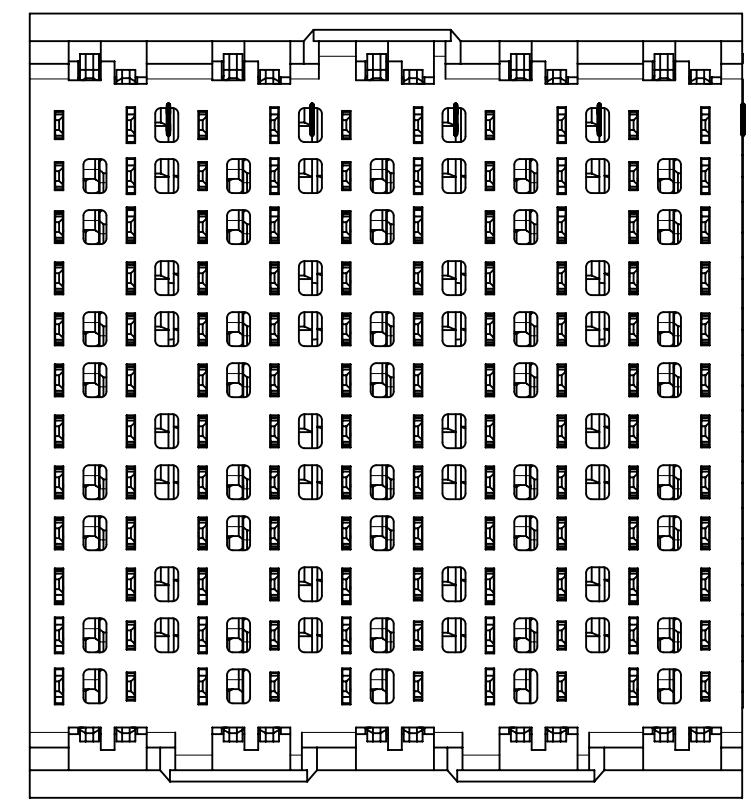
76500-****

- MODULE TYPE**
1 = UNGUIDED, LEAD-FREE
- # OF COLUMNS**
1 = 10 COLUMNS
6 = 16 COLUMNS
8 = 8 COLUMNS
- PIN LENGTH (P)**
4 = 4.90 (0.46 PTH)
5 = 5.50 (0.46 PTH)
7 = 4.90 (0.39 PTH)
8 = 5.50 (0.39 PTH)
- END WALL OPTIONS**
0 = OPEN ENDS
1 = LEFT ENDWALL
2 = DUAL ENDWALL
3 = RIGHT ENDWALL

- NOTES:
- MATERIALS: HOUSING - LIQUID CRYSTAL POLYMER (LCP), GLASS-FILLED, UL94V-0
TERMINALS - HIGH PERFORMANCE COPPER ALLOY
 - FINISH: 30 μ IN SELECTIVE GOLD IN CONTACT AREA, SELECTIVE TIN ON PCB TAILS, NICKEL OVERALL.
 - REFER TO MOLEX PRODUCT SPECIFICATION PS-76060-999 FOR PERFORMANCE SPECIFICATIONS AND ADDITIONAL PCB INFORMATION.
 - EACH SIGNAL WAFER CONTAINS 2 COLUMNS OF TERMINALS.
 - PRODUCT IS PACKAGED PER PK-70873-041.
 - THIS PART CONFORMS TO CLASS B REQUIREMENTS OF COSMETIC SPEC PS-45499-002.
 - REFER TO MOLEX SALES DRAWING SD-76160-001 FOR THE MATING RECEPTACLES.
 - REFER TO MOLEX PCB ROUTING GUIDE AS-76060-990 FOR ANTIPAD AND ROUTING RECOMMENDATIONS.
 - MARKING: LOCATED APPROXIMATELY AS SHOWN. PART NUMBER AND DATE CODE.

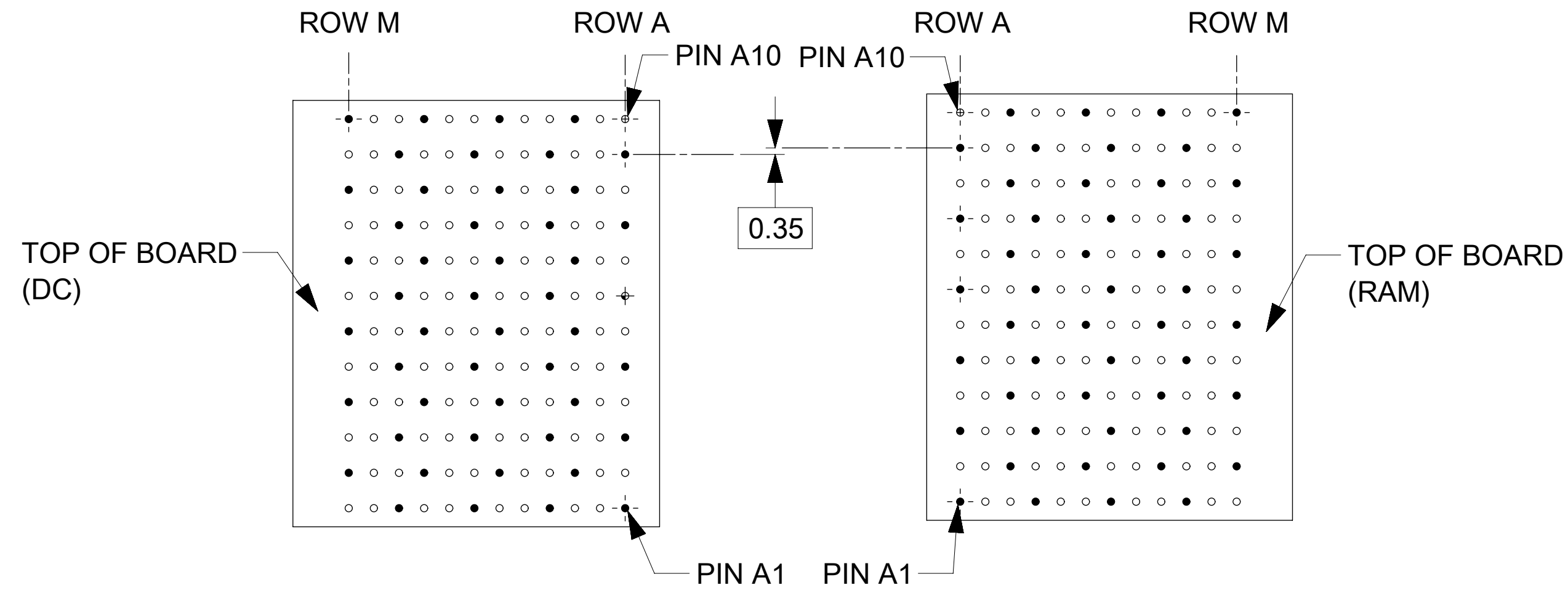
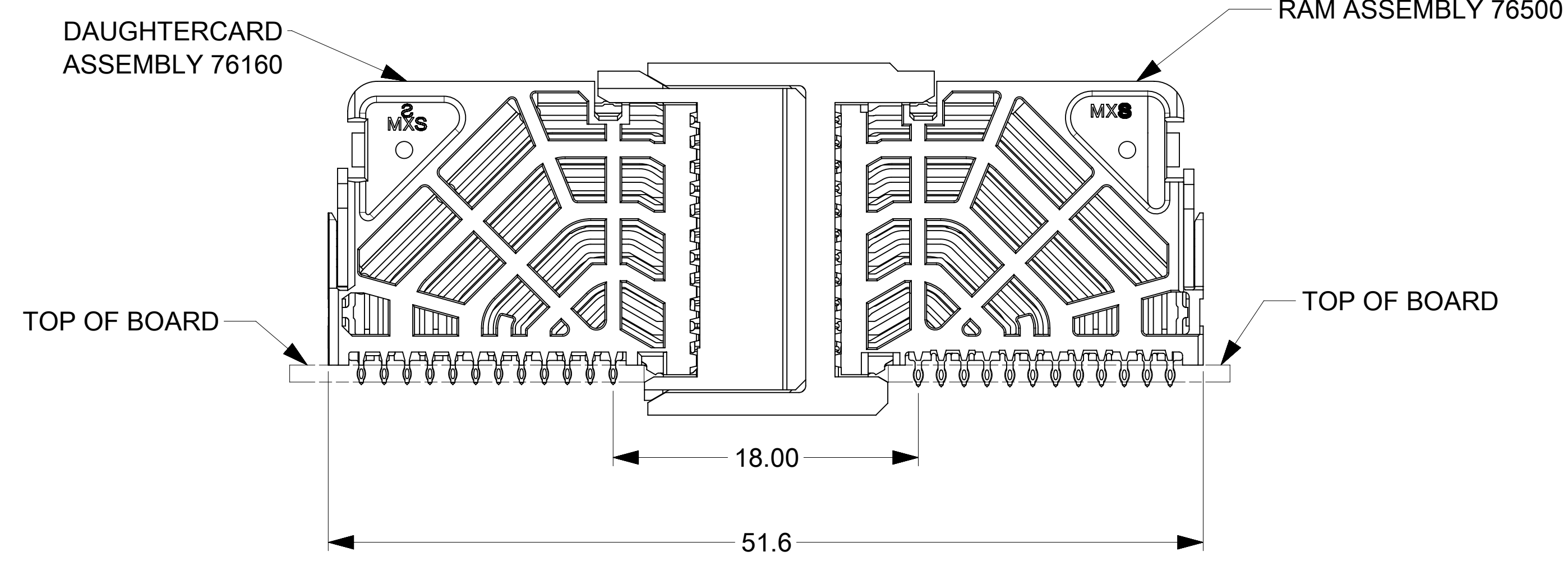


RAM HOLE PATTERN (CONNECTOR SIDE)

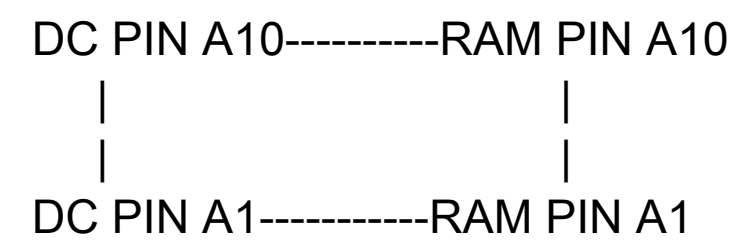


THIS DRAWING CONTAINS INFORMATION THAT IS PROPRIETARY TO MOLEX ELECTRONIC TECHNOLOGIES, LLC AND SHOULD NOT BE USED WITHOUT WRITTEN PERMISSION											
DIMENSION UNITS: mm		SCALE: NTS		CURRENT REV DESC: REMASTERED TO NX							
GENERAL TOLERANCES (UNLESS SPECIFIED)				<p>molex</p> <p>IMPACT 4 PAIR RAM UNGUIDED SIGNAL MODULE SALES DRAWING</p> <p>PRODUCT CUSTOMER DRAWING</p> <p>DOCUMENT NUMBER: SD-76500-001 DOC TYPE: PSD DOC PART: 001 REVISION: D4</p> <p>DRAWING: D-SIZE SERIES: 76500 MATERIAL NUMBER: SEE TABLE CUSTOMER: GENERAL MARKET SHEET NUMBER: 1 OF 2</p>							
ANGULAR TOL: \pm 0.5°											
4 PLACES: \pm		EC NO: 705090									
3 PLACES: \pm		DRWN: DYARAS 2021/12/07									
2 PLACES: \pm 0.13		CHK'D: YOGEEB 2022/02/09									
1 PLACE: \pm 0.25		APPR: LZENG 2022/05/13									
0 PLACES: \pm		INITIAL REVISION:									
DRAFT WHERE APPLICABLE MUST REMAIN WITHIN DIMENSIONS		THIRD ANGLE PROJECTION		DRWN: JQUILES 2009/01/12		APPR: JLAURX 2009/01/13					

COPLANAR APPLICATION



COPLANAR MATED SIGNAL PATHS



THIS DRAWING CONTAINS INFORMATION THAT IS PROPRIETARY TO MOLEX ELECTRONIC TECHNOLOGIES, LLC AND SHOULD NOT BE USED WITHOUT WRITTEN PERMISSION									
DIMENSION UNITS	SCALE	CURRENT REV DESC: REMASTERED TO NX							
mm	NTS	<p>IMPACT 4 PAIR RAM UNGUIDED SIGNAL MODULE SALES DRAWING</p> <p>PRODUCT CUSTOMER DRAWING</p>							
GENERAL TOLERANCES (UNLESS SPECIFIED)									
ANGULAR TOL	± 0.5°								
4 PLACES	±								
3 PLACES	±								
2 PLACES	± 0.13								
1 PLACE	± 0.25	EC NO: 705090	2021/12/07		DOCUMENT NUMBER: SD-76500-001 DOC TYPE: PSD DOC PART: 001 REVISION: D4				
0 PLACES	±	DRWN: DYARAS	2022/02/09						
DRAFT WHERE APPLICABLE MUST REMAIN WITHIN DIMENSIONS		CHK'D: YOGEEB	2022/05/13						
THIRD ANGLE PROJECTION		APPR: LZENG							
DRAWING		INITIAL REVISION:							
SERIES		DRWN: JQUILES	2009/01/12						
D-SIZE		APPR: JLAURX	2009/01/13						
76500		MATERIAL NUMBER		CUSTOMER		SHEET NUMBER			
SEE TABLE		GENERAL MARKET		2 OF 2					