

# FST-21A-6 ✓ ACTIVE

TE Internal #: 5-1437186-2

Wire-to-Board Jumpers & Shunts, Wire-to-Board, 6 Position, .1 in [2.54 mm] Centerline, Length 25.4 mm [1 in], Printed Circuit Board, Power

[View on TE.com >](#)



Connectors > PCB Connectors > Wire-to-Board Connectors > Wire-to-Board Jumpers & Shunts



Connector System: **Wire-to-Board**

Number of Positions: **6**

Centerline (Pitch): **2.54 mm [ .1 in ]**

Product Length: **25.4 mm [ 1 in ]**

Connector & Contact Terminates To: **Printed Circuit Board**

## Features

### Product Type Features

Compatible With Discrete Wire Type	Solid
Connector System	Wire-to-Board
Connector & Contact Terminates To	Printed Circuit Board

### Configuration Features

Number of Conductors	6
Number of Rows	1
Number of Positions	6

### Electrical Characteristics

Operating Voltage	300 VAC
-------------------	---------

### Body Features

Jumper Insulation Material	PTFE
----------------------------	------

### Contact Features

Pin Arrangement (Left)	A
Pin Arrangement (Right)	A



Contact Current Rating (Max)	3 A
------------------------------	-----

### Housing Features

Centerline (Pitch)	2.54 mm[.1 in]
--------------------	----------------

### Dimensions

Wire Size	.25 mm <sup>2</sup>
-----------	---------------------

Product Length	25.4 mm[1 in]
----------------	---------------

### Usage Conditions

Operating Temperature Range	-40 – 150 °C[-40 – 302 °F]
-----------------------------	----------------------------

### Operation/Application

Circuit Application	Power
---------------------	-------

## Product Compliance

[For compliance documentation, visit the product page on TE.com>](#)

EU RoHS Directive 2011/65/EU	Compliant
------------------------------	-----------

EU ELV Directive 2000/53/EC	Compliant
-----------------------------	-----------

China RoHS 2 Directive MIIT Order No 32, 2016	No Restricted Materials Above Threshold
---	---

EU REACH Regulation (EC) No. 1907/2006	Current ECHA Candidate List: JUNE 2023 (235) Candidate List Declared Against: JAN 2022 (223) Does not contain REACH SVHC
--	--

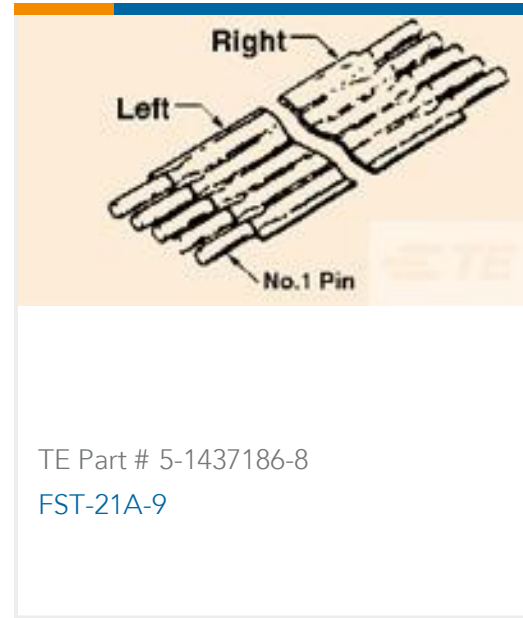
Halogen Content	Low Bromine/Chlorine - Br and Cl < 900 ppm per homogenous material. Also BFR /CFR/PVC Free
-----------------	--

Solder Process Capability	Wave solder capable to 265°C
---------------------------	------------------------------

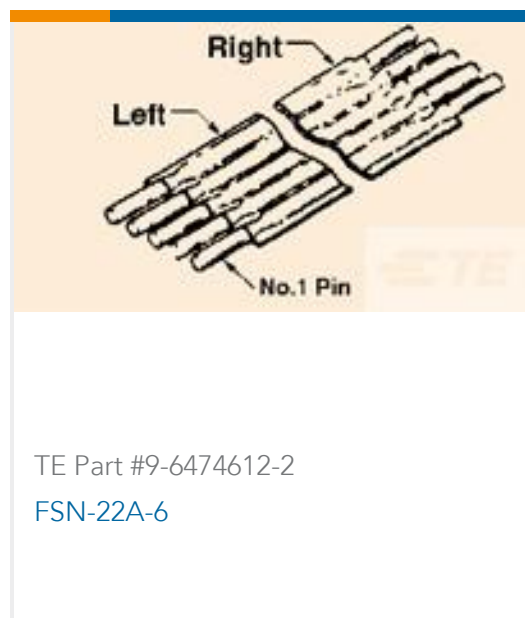

#### Product Compliance Disclaimer

This information is provided based on reasonable inquiry of our suppliers and represents our current actual knowledge based on the information they provided. This information is subject to change. The part numbers that TE has identified as EU RoHS compliant have a maximum concentration of 0.1% by weight in homogenous materials for lead, hexavalent chromium, mercury, PBB, PBDE, DBP, BBP, DEHP, DIBP, and 0.01% for cadmium, or qualify for an exemption to these limits as defined in the Annexes of Directive 2011/65/EU (RoHS2). Finished electrical and electronic equipment products will be CE marked as required by Directive 2011/65/EU. Components may not be CE marked. Additionally, the part numbers that TE has identified as EU ELV compliant have a maximum concentration of 0.1% by weight in homogenous materials for lead, hexavalent chromium, and mercury, and 0.01% for cadmium, or qualify for an exemption to these limits as defined in the Annexes of Directive 2000/53/EC (ELV). Regarding the REACH Regulation, the information TE provides on SVHC in articles for this part number is based on the latest European Chemicals Agency (ECHA) 'Guidance on requirements for substances in articles' posted at this URL: <https://echa.europa.eu/guidance-documents/guidance-on-reach>

## Compatible Parts



### Customers Also Bought



### Documents



### Product Drawings

[FST-21A-6](#)

English

---

### Product Specifications

[Product Specification](#)

English

---

### Agency Approvals

[UL Report](#)

English