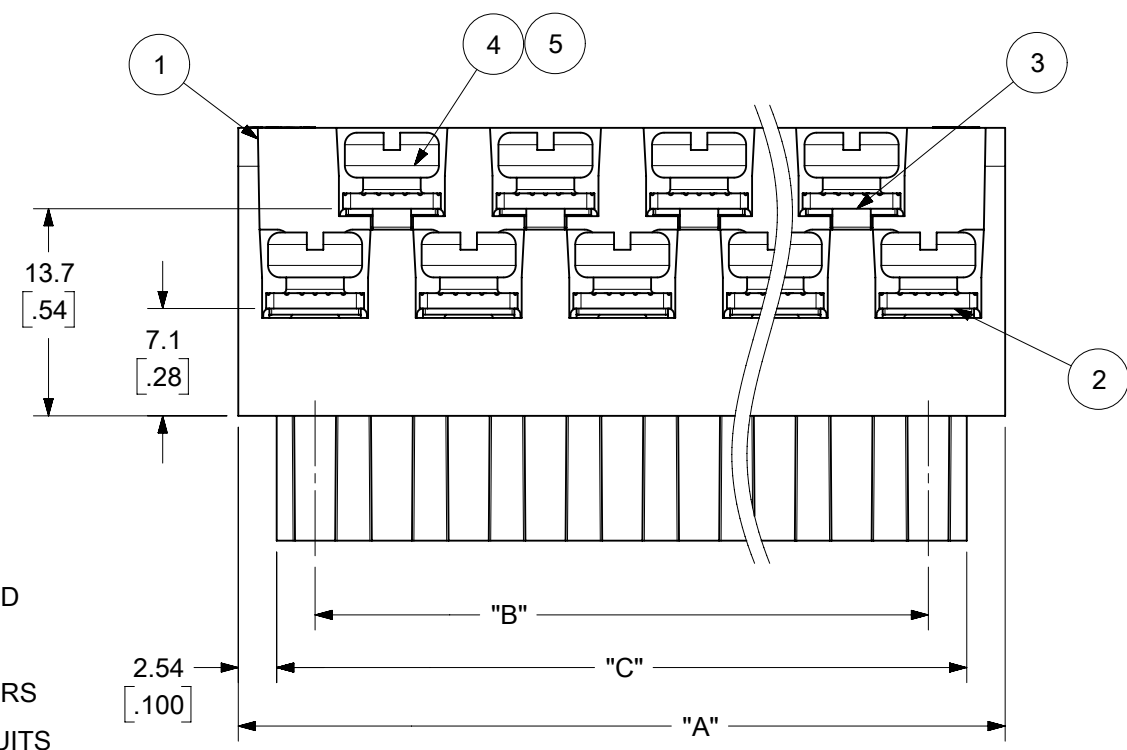
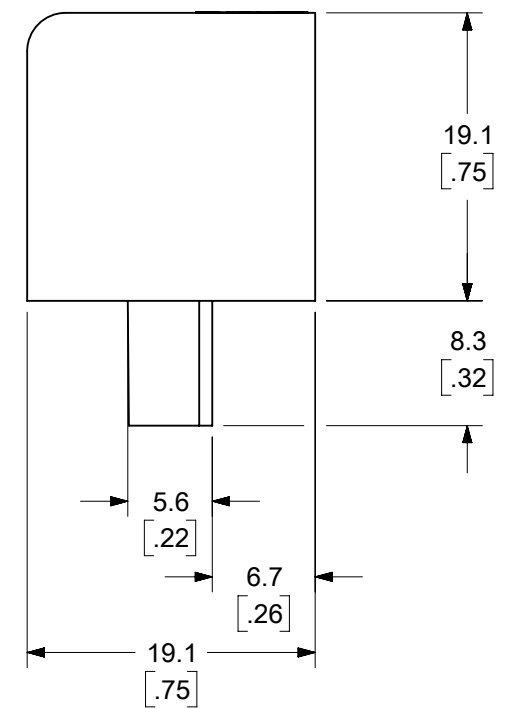


EVEN CIRCUIT, FWE ODD CIRCUIT, FWE

AUXILIARY VIEWS
SCALE 1:1



ODD CIRCUIT CONFIGURATION SHOWN



- NOTES:
1. MATERIAL: SEE TABLE
 2. FINISHES: SEE TABLE
 3. PRODUCT SPECIFICATION: NOT REQUIRED
 4. PACKAGING: NOT REQUIRED
 5. MATES WITH: MOST 5.08 [.200] PIN HEADERS
 6. "XX" REFERS TO THE QUANTITY OF CIRCUITS
 7. ROHS COMPLIANT

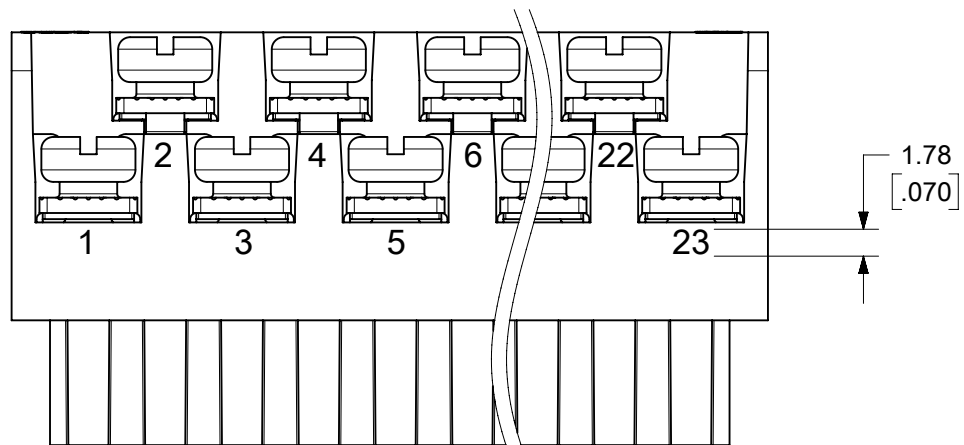
5	XX	XX	SCREW, M3.5 X .280	STEEL	ZINC CHROMATE
4	XX	XX	NUT, M3.5, HEX	STEEL	ZINC CHROMATE
3	XX/2	(XX-1)/2	REAR ROW TERM. (LONG)	PHOS. BRONZE	HOT TIN DIP
2	XX/2	(XX+1)/2	FRONT ROW TERM. (SHORT)	PHOS. BRONZE	HOT TIN DIP
1	1	1	BARRIER	THERMOPLASTIC	BLACK
ITEM	QTY. (EVEN NO. OF CIRCUITS)	QTY. (ODD NO. OF CIRCUITS)	DESCRIPTION	MATERIAL NO.	ENGINEERING NO.

THIS DRAWING CONTAINS INFORMATION THAT IS PROPRIETARY TO MOLEX ELECTRONIC TECHNOLOGIES, LLC AND SHOULD NOT BE USED WITHOUT WRITTEN PERMISSION

FUNCTIONAL SYMBOLS	DIMENSION UNITS	SCALE	CURRENT REV DESC: MIGRATED TO ECTR/NX. REMOVED "US PATENT" TEXT FROM MODEL	molex		
$\frac{E}{A} = 0$	MM/INCH	2:1		5.08/.200 PLUG ASSY, FWE WITH CLOSED ENDS (9409XX)		
$\frac{E}{E} = 0$	GENERAL TOLERANCES (UNLESS SPECIFIED)			PRODUCT CUSTOMER DRAWING		
$\frac{E}{E} = 0$	MM			DOCUMENT NUMBER		
	4 PLACES	± .005		SD-39940-005		
	3 PLACES	± .005		DOC TYPE	DOC PART	REVISION
	2 PLACES	± 0.13		PSD	001	D
	1 PLACE	± 0.3		MATERIAL NUMBER		
	0 PLACES	± .01		SEE SHEET-2		
	ANGULAR TOL ± 2°			CUSTOMER		
	DRAFT WHERE APPLICABLE MUST REMAIN WITHIN DIMENSIONS		THIRD ANGLE PROJECTION	DRAWING	SERIES	SHEET NUMBER
				B-SIZE	39940	1 OF 2

EC NO: 677615
DRWN: ABENJAMINLW 2021/08/18
CHK'D: DACHAMMER 2021/09/09
APPR: JFMURPHY 2022/01/04
INITIAL REVISION:
DRWN: JAFARMER 2004/07/28
APPR: grobertson 2004/12/08

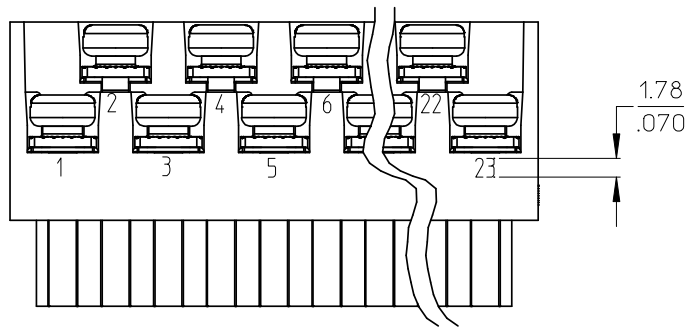
NO. OF CIRC. "XX"	DIM. "A"		DIM. "B"		"C" $\begin{matrix} +.00 \\ -.25 \end{matrix} \left[\begin{matrix} +.000 \\ -.010 \end{matrix} \right]$		MATERIAL NO. (STANDARD)
	MM	IN	MM	IN	MM	IN	
03	20.3	[.80]	10.16	[.400]	15.2	[.60]	399400303
04	25.4	[1.00]	15.24	[.600]	20.3	[.80]	399400304
05	30.5	[1.20]	20.32	[.800]	25.4	[1.00]	399400305
06	35.6	[1.40]	25.40	[1.000]	30.5	[1.20]	399400306
07	40.6	[1.60]	30.48	[1.200]	35.6	[1.40]	399400307
08	45.7	[1.80]	35.56	[1.400]	40.6	[1.60]	399400308
09	50.8	[2.00]	40.64	[1.600]	45.7	[1.80]	399400309
10	55.9	[2.20]	45.72	[1.800]	50.8	[2.00]	399400310
11	61.0	[2.40]	50.80	[2.000]	55.9	[2.20]	399400311
12	66.0	[2.60]	55.88	[2.200]	61.0	[2.40]	399400312
13	71.1	[2.80]	60.96	[2.400]	66.0	[2.60]	399400313
14	76.2	[3.00]	66.04	[2.600]	71.1	[2.80]	399400314
15	81.3	[3.20]	71.12	[2.800]	76.2	[3.00]	399400315
16	86.4	[3.40]	76.20	[3.000]	81.3	[3.20]	399400316
17	91.4	[3.60]	81.28	[3.200]	86.4	[3.40]	399400317
18	96.5	[3.80]	86.36	[3.400]	91.4	[3.60]	399400318
19	101.6	[4.00]	91.44	[3.600]	96.5	[3.80]	399400319
20	106.7	[4.20]	96.52	[3.800]	101.6	[4.00]	399400320
21	111.8	[4.40]	101.60	[4.000]	106.7	[4.20]	399400321
22	116.8	[4.60]	106.68	[4.200]	111.8	[4.40]	399400322
23	121.9	[4.80]	111.76	[4.400]	116.8	[4.60]	399400323
24	127.0	[5.00]	116.84	[4.600]	121.9	[4.80]	399400324



**OPTIONAL
10A IMPRINTING**
(ODD CIRCUIT CONFIGURATION SHOWN)

THIS DRAWING CONTAINS INFORMATION THAT IS PROPRIETARY TO MOLEX ELECTRONIC TECHNOLOGIES, LLC AND SHOULD NOT BE USED WITHOUT WRITTEN PERMISSION											
FUNCTIONAL SYMBOLS	DIMENSION UNITS	SCALE	CURRENT REV DESC: MIGRATED TO ECTR/NX. REMOVED "US PATENT" TEXT FROM MODEL								
$\frac{E}{A} = 0$	MM/INCH	2:1	molex 5.08/.200 PLUG ASSY, FWE WITH CLOSED ENDS (9409XX) PRODUCT CUSTOMER DRAWING								
$\frac{E}{E} = 0$	GENERAL TOLERANCES (UNLESS SPECIFIED)										
$\frac{E}{P} = 0$	MM	INCH									
DIVISIONAL SYMBOLS	4 PLACES	± --- ± ---									
	3 PLACES	± --- ± .005	EC NO: 677615	2021/08/18	SD-39940-005 PSD 001 D SEE CHART GENERAL MARKET 2 OF 2						
	2 PLACES	± 0.13 ± .01	DRWN: ABENJAMINLW	2021/09/09							
	1 PLACE	± 0.3 ± ---	CHK'D: DACHAMMER	2022/01/04							
	0 PLACES	± --- ± ---	APPR: JFMURPHY	2022/01/04							
	ANGULAR TOL	± 2°	INITIAL REVISION:	2004/07/28	MATERIAL NUMBER CUSTOMER SHEET NUMBER SEE CHART GENERAL MARKET 2 OF 2						
	DRAFT WHERE APPLICABLE MUST REMAIN WITHIN DIMENSIONS	THIRD ANGLE PROJECTION	DRWN: JAFARMER	2004/12/08							
			APPR: grobertson								

NO. OF CIRC. "XX"	"A" DIM.		"B" DIM.		"C" ^{+0.00} _{-.25} [^{+0.000} _{-.010}]	MATERIAL NO. (STANDARD)	
03	20.3	[.80]	10.16	[.400]	15.2	[.60]	399400303
04	25.4	[1.00]	15.24	[.600]	20.3	[.80]	399400304
05	30.5	[1.20]	20.32	[.800]	25.4	[1.00]	399400305
06	35.6	[1.40]	25.40	[1.000]	30.5	[1.20]	399400306
07	40.6	[1.60]	30.48	[1.200]	35.6	[1.40]	399400307
08	45.7	[1.80]	35.56	[1.400]	40.6	[1.60]	399400308
09	50.8	[2.00]	40.64	[1.600]	45.7	[1.80]	399400309
10	55.9	[2.20]	45.72	[1.800]	50.8	[2.00]	399400310
11	61.0	[2.40]	50.80	[2.000]	55.9	[2.20]	399400311
12	66.0	[2.60]	55.88	[2.200]	61.0	[2.40]	399400312
13	71.1	[2.80]	60.96	[2.400]	66.0	[2.60]	399400313
14	76.2	[3.00]	66.04	[2.600]	71.1	[2.80]	399400314
15	81.3	[3.20]	71.12	[2.800]	76.2	[3.00]	399400315
16	86.4	[3.40]	76.20	[3.000]	81.3	[3.20]	399400316
17	91.4	[3.60]	81.28	[3.200]	86.4	[3.40]	399400317
18	96.5	[3.80]	86.36	[3.400]	91.4	[3.60]	399400318
19	101.6	[4.00]	91.44	[3.600]	96.5	[3.80]	399400319
20	106.7	[4.20]	96.52	[3.800]	101.6	[4.00]	399400320
21	111.8	[4.40]	101.60	[4.000]	106.7	[4.20]	399400321
22	116.9	[4.60]	106.68	[4.200]	111.8	[4.40]	399400322
23	121.9	[4.80]	111.76	[4.400]	116.8	[4.60]	399400323
24	127.0	[5.00]	116.84	[4.600]	121.9	[4.80]	399400324



OPTIONAL
10A IMPRINTING
(ODD CIRCUIT CONFIGURATION SHOWN)

SEE SHEET ONE EEC NO: WNA2008-0391 DRWN: JENCINAS 2008/07/01 CHKD: CYORK 2008/07/02 APPR: JMACNEIL 2008/07/07	QUALITY SYMBOLS ▽=0 ◻=0	GENERAL TOLERANCES (UNLESS SPECIFIED)		DIMENSION STYLE	SCALE	DESIGN UNITS	THIRD ANGLE PROJECTION	
				MM/IN	2:1	INCH		
				mm	INCH	DRAWN BY DATE		
				4 PLACES ± --- ± ---	J. FARMER 2004/12/03	TITLE		
		3 PLACES ± --- ± .005	CHECKED BY DATE	5.08/.200 PLUG ASSY, FWE WITH CLOSED ENDS (9409XX)				
		2 PLACES ± 0.13 ± .01	R. KEMP 2004/12/03					
		1 PLACE ± 0.3 ± ---	APPROVED BY DATE	MOLEX INCORPORATED				
		ANGULAR ± 2 °	GHR 2004/12/03					
		DRAFT WHERE APPLICABLE MUST REMAIN WITHIN DIMENSIONS		MATERIAL NO.	DOCUMENT NO.	SHEET NO.		
				SEE CHART	SD-39940-005	2 OF 2		
		THIS DRAWING CONTAINS INFORMATION THAT IS PROPRIETARY TO MOLEX INCORPORATED AND SHOULD NOT BE USED WITHOUT WRITTEN PERMISSION						