
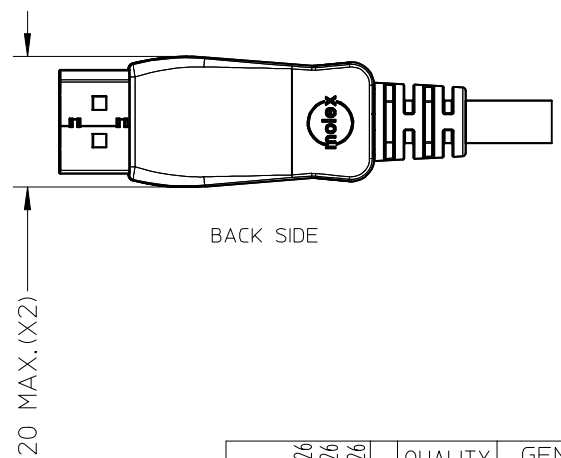
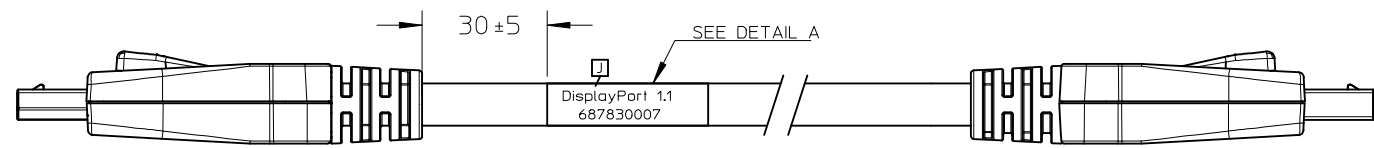
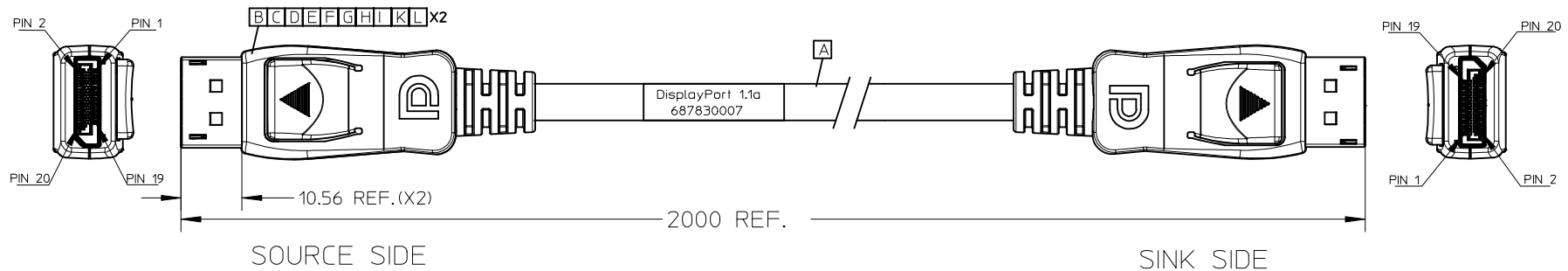


7 6 5 4 3 2 1

REVISIONS				
EC NO	DATE	REV	DESCRIPTION	CHANGER
CY17-5678	2017/07/21	D	CHANGE RAW CABLE	AHOU



ENTER DESCRIPTION EC NO: CPG2018-0072 DRWN: ZDGU001 CHKD: AHOU APPR: FNIE	2017/07/26 2017/07/26 2017/07/26	QUALITY SYMBOLS $\nabla_{\text{A}}=0$ $\nabla_{\text{B}}=0$ $\nabla_{\text{C}}=0$	GENERAL TOLERANCES (UNLESS SPECIFIED)		DIMENSION STYLE MM ONLY		SCALE	DESIGN UNITS METRIC	THIRD ANGLE PROJECTION
				mm	INCH	DRAWN BY XJGU001	DATE 2015/01/04	TITLE 2M DISPLAYPOR CABLE ASS'Y WITH LATCH	
			4 PLACES	± ---	± ---	CHECKED BY JLIU13	DATE 2015/01/04		
			3 PLACES	± ---	± ---	APPROVED BY FNIE	DATE 2015/01/06		
			2 PLACES	± ---	± ---	MATERIAL NO. 687830007	DOCUMENT NO. SD-68783-006		
1 PLACE	± ---	± ---	THIS DRAWING CONTAINS INFORMATION THAT IS PROPRIETARY TO MOLEX INCORPORATED AND SHOULD NOT BE USED WITHOUT WRITTEN PERMISSION						
0 PLACE	± ---	± ---	ANGULAR ± --- °		DRAFT WHERE APPLICABLE MUST REMAIN WITHIN DIMENSIONS		SHEET NO. 1 OF 2		

6 5 4 3 2 1

WIRE DIAGRAM:

SHELL		BRAID	SHELL	
PIN	DESCRIPTION		PIN	DESCRIPTION
PIN 20	PWR		PIN 20	PWR
PIN 19	Re-PWR		PIN 19	Re-PWR
PIN 18	HPD		PIN 18	HPD
PIN 17	AUX(n)		PIN 17	AUX(n)
PIN 16	GND		PIN 16	GND
PIN 15	AUX(p)		PIN 15	AUX(p)
PIN 14	GND		PIN 14	GND
PIN 13	GND		PIN 13	GND
PIN 12	ML3(n)		PIN 1	ML3(n)
PIN 11	GND		PIN 2	GND
PIN 10	ML3(p)		PIN 3	ML3(p)
PIN 9	ML2(n)		PIN 4	ML2(n)
PIN 8	GND		PIN 5	GND
PIN 7	ML2(p)		PIN 6	ML2(p)
PIN 6	ML1(n)		PIN 7	ML1(n)
PIN 5	GND		PIN 8	GND
PIN 4	ML1(p)		PIN 9	ML1(p)
PIN 3	ML0(n)		PIN 10	ML0(n)
PIN 2	GND		PIN 11	GND
PIN 1	ML0(p)		PIN 12	ML0(p)
SOURCE SIDE	Pin Description		SINK SIDE	Pin Description

NOTE:


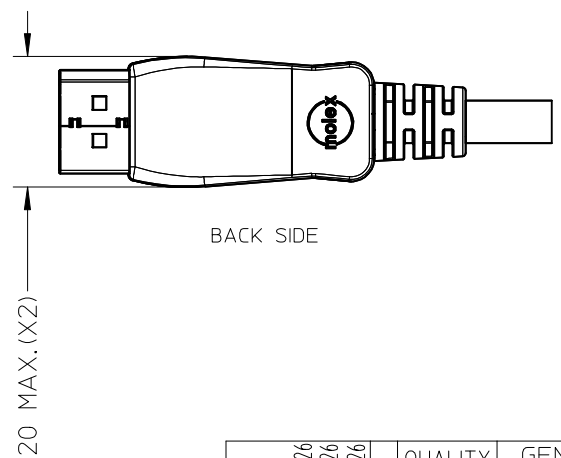
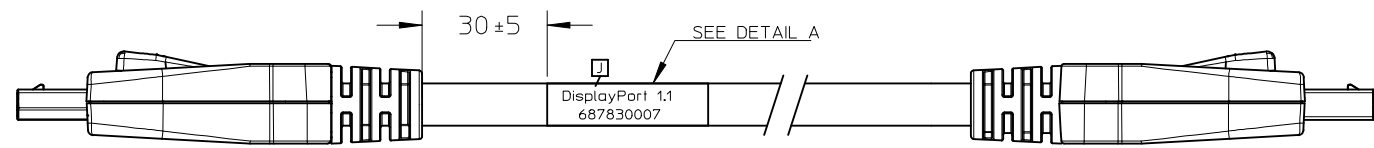
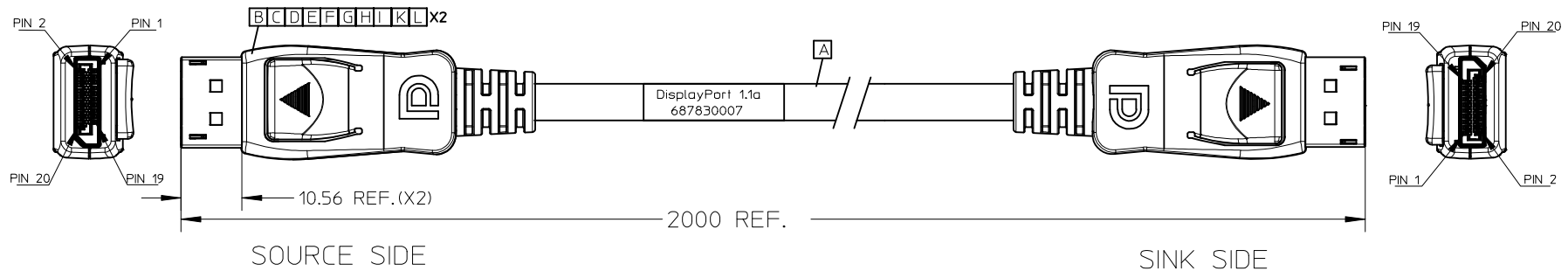
1. THIS PRODUCT MUST MEET MOLEX ROHS COMPLIANCE.
2. THE STRAIN RELIEF SHALL BE OVERMOLD WITH BLACK PVC .
3. THE CABLE ASSEMBLY CAN MEET DisplayPort SPECIFICATION 1.1 REVISION.
4. THE LABEL CAN BE PLACED ON THE ANY SIDE FROM THE STRAIN RELIEF 30MM

ITEM	DESCRIPTION	LENGTH	QTY.
L	PRE-CUT C.FOIL 35X8MM HF		2
K	HOT MELT GLUE		5GREF
J	LABEL		1
I	SHRINK TUBE	4MM REF.	10
H	COVER-UP WITH LATCH		2
G	COVER-DOWN		2
F	LATCH 2		2
E	LATCH 1		2
D	INNER-SHELL-LOWER		2
C	INNER-SHELL-UPPER WITH LATCH		2
B	PLUG SUB-ASS'Y CONN.		2
A	5PX30+4CX30,SHLD,PVC,BK,6.5MM,JL20276	2000MM	1

ENTER DESCRIPTION EC NO: CPG2018-0072 DRWN:ZDG0001 CHKD:AHOU APPR:FNIE	DESCRIPTION 2017/07/26 2017/07/26 2017/07/26	QUALITY SYMBOLS	GENERAL TOLERANCES (UNLESS SPECIFIED)	DIMENSION STYLE	SCALE	DESIGN UNITS	THIRD ANGLE PROJECTION	
				MM ONLY	1:1	METRIC		
		$F_A=0$	4 PLACES	mm INCH	DRAWN BY	DATE	TITLE	
		$F_B=0$	3 PLACES		XJGU001	2015/01/04	2M DISPLAYPOR CABLE ASS'Y WITH LATCH	
		$F_C=0$	2 PLACES		CHECKED BY	DATE		
	1 PLACE		JL1U13	2015/01/04				
	0 PLACE		APPROVED BY	DATE				
			FNIE	2015/01/06				
			ANGULAR \pm ----	MATERIAL NO.	DOCUMENT NO.	SHEET NO.		
			DRAFT WHERE APPLICABLE MUST REMAIN WITHIN DIMENSIONS	687830007	SD-68783-006	2 OF 2		
				SIZE A 4	THIS DRAWING CONTAINS INFORMATION THAT IS PROPRIETARY TO MOLEX INCORPORATED AND SHOULD NOT BE USED WITHOUT WRITTEN PERMISSION			

7 6 5 4 3 2 1

REVISIONS				
EC NO	DATE	REV	DESCRIPTION	CHANGER
CY17-5678	2017/07/21	D	CHANGE RAW CABLE	AHOU



ENTER DESCRIPTION EC NO: CPG2018-0072 DRWN: ZDGU001 CHKD: AHOU APPR: FNIE	QUALITY SYMBOLS $\nabla_{\text{A}} = 0$ $\nabla_{\text{B}} = 0$ $\nabla_{\text{C}} = 0$	GENERAL TOLERANCES (UNLESS SPECIFIED)		DIMENSION STYLE MM ONLY		SCALE	DESIGN UNITS METRIC	THIRD ANGLE PROJECTION	
		4 PLACES	± ---	± ---	DRAWN BY	DATE	TITLE 2M DISPLAYPOR CABLE ASS'Y WITH LATCH		
		3 PLACES	± ---	± ---	XJGU001	2015/01/04			
		2 PLACES	± ---	± ---	CHECKED BY	DATE			
		1 PLACE	± ---	± ---	JLIU13	2015/01/04			
0 PLACE	± ---	± ---	APPROVED BY	DATE	MATERIAL NO. 687830007		DOCUMENT NO. SD-68783-006	SHEET NO. 1 OF 2	
DRAFT WHERE APPLICABLE MUST REMAIN WITHIN DIMENSIONS		ANGULAR ± --- °		THIS DRAWING CONTAINS INFORMATION THAT IS PROPRIETARY TO MOLEX INCORPORATED AND SHOULD NOT BE USED WITHOUT WRITTEN PERMISSION					

6 5 4 3 2 1

WIRE DIAGRAM:

SHELL		BRAID	SHELL	
PIN	DESCRIPTION		PIN	DESCRIPTION
PIN 20	PWR		PIN 20	PWR
PIN 19	Re-PWR		PIN 19	Re-PWR
PIN 18	HPD		PIN 18	HPD
PIN 17	AUX(n)		PIN 17	AUX(n)
PIN 16	GND		PIN 16	GND
PIN 15	AUX(p)		PIN 15	AUX(p)
PIN 14	GND		PIN 14	GND
PIN 13	GND		PIN 13	GND
PIN 12	ML3(n)		PIN 1	ML3(n)
PIN 11	GND		PIN 2	GND
PIN 10	ML3(p)		PIN 3	ML3(p)
PIN 9	ML2(n)		PIN 4	ML2(n)
PIN 8	GND		PIN 5	GND
PIN 7	ML2(p)		PIN 6	ML2(p)
PIN 6	ML1(n)		PIN 7	ML1(n)
PIN 5	GND		PIN 8	GND
PIN 4	ML1(p)		PIN 9	ML1(p)
PIN 3	ML0(n)		PIN 10	ML0(n)
PIN 2	GND		PIN 11	GND
PIN 1	ML0(p)		PIN 12	ML0(p)
SOURCE SIDE	Pin Description		SINK SIDE	Pin Description

NOTE:

1. THIS PRODUCT MUST MEET MOLEX ROHS COMPLIANCE.
2. THE STRAIN RELIEF SHALL BE OVERMOLD WITH BLACK PVC .
3. THE CABLE ASSEMBLY CAN MEET DisplayPort SPECIFICATION 1.1 REVISION.
4. THE LABEL CAN BE PLACED ON THE ANY SIDE FROM THE STRAIN RELIEF 30MM

ITEM	DESCRIPTION	LENGTH	QTY.
L	PRE-CUT C.FOIL 35X8MM HF		2
K	HOT MELT GLUE		5GREF
J	LABEL		1
I	SHRINK TUBE	4MM REF.	10
H	COVER-UP WITH LATCH		2
G	COVER-DOWN		2
F	LATCH 2		2
E	LATCH 1		2
D	INNER-SHELL-LOWER		2
C	INNER-SHELL-UPPER WITH LATCH		2
B	PLUG SUB-ASS'Y CONN.		2
A	5PX30+4CX30,SHLD,PVC,BK,6.5MM,JL20276	2000MM	1

ENTER DESCRIPTION EC NO: CPG2018-0072 DRWN:ZDG0001 CHKD:AHOU APPR:FNIE	2017/07/26 2017/07/26 2017/07/26	DESCRIPTION REV	QUALITY SYMBOLS	GENERAL TOLERANCES (UNLESS SPECIFIED)	DIMENSION STYLE	SCALE	DESIGN UNITS	THIRD ANGLE PROJECTION
			$F_A=0$	4 PLACES	MM ONLY	1:1	METRIC	TITLE 2M DISPLAYPOR CABLE ASS'Y WITH LATCH molex DOCUMENT NO. SD-68783-006 SHEET NO. 2 OF 2
			$F_B=0$	3 PLACES	mm INCH			
			$F_C=0$	2 PLACES				
			$F_D=0$	1 PLACE				
	0 PLACE							
			ANGULAR \pm ----	DRAFT WHERE APPLICABLE MUST REMAIN WITHIN DIMENSIONS	MATERIAL NO. 687830007			
					SIZE Δ 4	THIS DRAWING CONTAINS INFORMATION THAT IS PROPRIETARY TO MOLEX INCORPORATED AND SHOULD NOT BE USED WITHOUT WRITTEN PERMISSION		