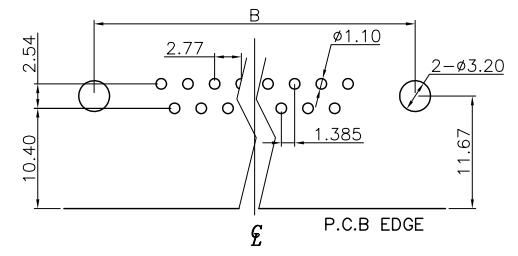
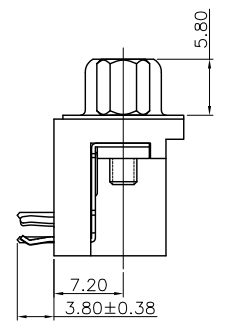
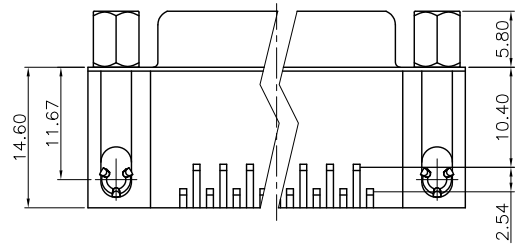
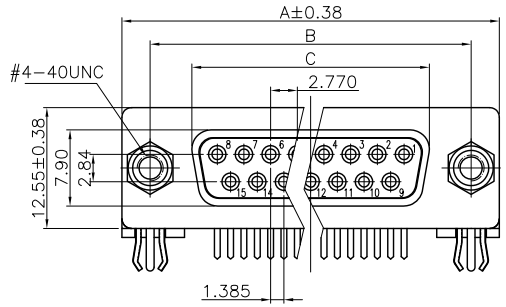


This document is the property of Amphenol Corporation and is delivered on the express condition that it is not to be disclosed, reproduced or used, in whole or in part, for manufacture or sale by anyone other than Amphenol Corporation without its prior consent, & that no right is granted to disclose or to use any information in this document.

Customer drawing



RECOMMENDED P.C.B LAYOUT
(TOLERANCE +/-0.05)

Dimensions

Positions	A	B	C
9	30.81	24.99	16.33
15	39.19	33.32	24.66
25	53.04	47.04	38.38
37	69.32	63.50	54.84



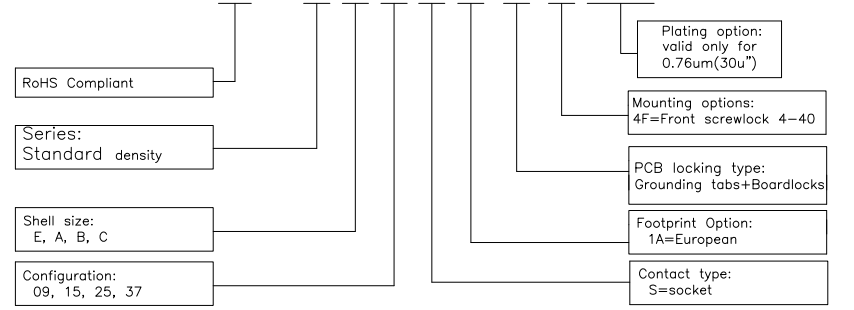
REVISIONS				
SYM	ECN	DESCRIPTION	DATE	APPROVED
1	HK--	First Release Drawing	01/30/08	IP
2	HK--	Update the Drawing	12/18/13	IP

D-SUB TECHNICAL DATA

SHELL : SPCC, 80u" min nickel over 50u" min Copper
 BODY : PBT, UL 94V-0, Color:Black.
 CONTACTS : Copper alloy
 30u" Gold over 50u" nickel on mating area
 100u" tin over 50u" nickel on solder area
 BOARDLOCK: Copper Alloy, Tin Plated.
 RIVET: Copper Alloy, Nickel Plated.
 SCREW: Copper Alloy, Nickel Plated.
 ELECTRICAL : Voltage rating 250 VAC (RMS)
 Current Rating :3 AMP
 Withstanding Voltage >1000 VAC(RMS)
 Insulation resistance >1000 M Ohms
 Contact resistance 25 mOhms max
 MARKING : Amphenol...(Series No.)
 Commercial reference
 Manufacturing date

PRODUCT CODE

L 77 SD X XX S 1A CH 4F C309



UNLESS OTHERWISE SPECIFIED TOLERANCES		APPROVAL		DATE
U.S.	METRIC	DRAWN	Checked	DATE
.X +/-	0.50	Felix Liu	Tony Tang	12/18/13
.XX +/-	0.30			
.XXX +/-	0.20			
FRACTIONS +/-				
ANGLES +/-	5°			
FOR MATERIALS AND FINISHES SEE NOTES		DRAWING FILE :		
REMOVE SHARP EDGES		ANGLE OF PROJECTION		
DIMENSIONS				
U.S.	INCHES			
METRIC	MM			

Amphenol
Amphenol East Asia Limited

TITLE
Stamped and formed contact,SD series

SIZE DRAWING NO. REV.
A4 C L77SDXXS1ACH4FC309 2

SCALE NONE SHEET 1 OF 1