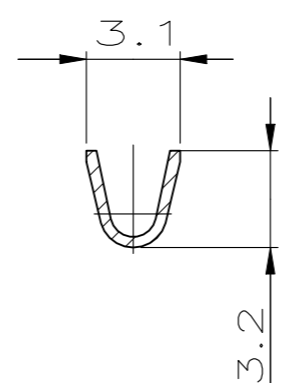
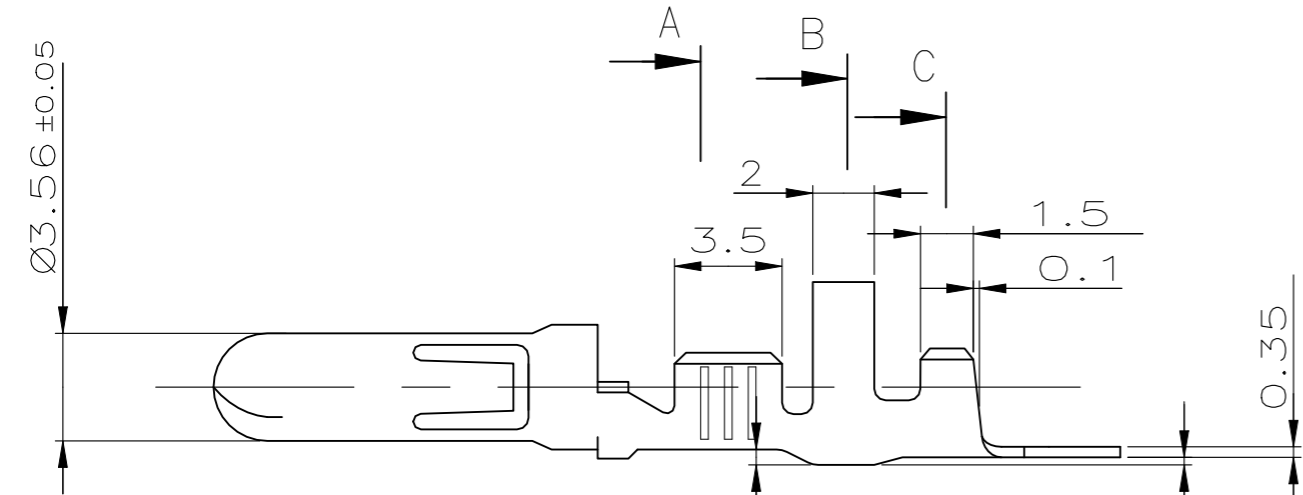
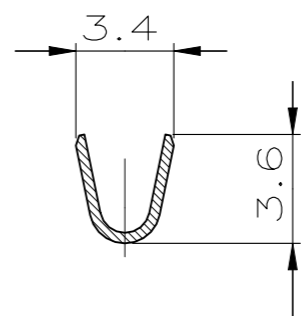


© - TE Connectivity. All Rights Reserved.

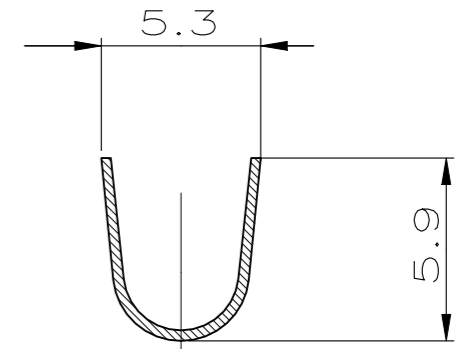
REVISIONS					
P	LTR	DESCRIPTION	DATE	DWN	APVD
	A3	REVISED PER ECN-21-128636	02DEC2021	WLS	VS



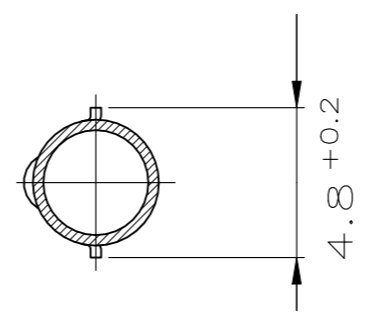
Schnitt SECTION A-A



Schnitt SECTION C-C



Schnitt SECTION B-B



Schnitt SECTION D-D

Drahtgrößenbereich: 0.5 – 1.5 mm²
 Isolationsbereich: Ø 1.2 – 2.4 mm
 (Für FLKr / FLY – Leitungen)

OBSOLETE	926989-2	vorverzinnt	CuSn4	926988-2	A
OBSOLETE	926989-1	vorverzinnt	CuZn30	926988-1	A
	LOOSE PIECE	FINISH	MATERIAL	PART NUMBER	Rev.

THIS DRAWING IS A CONTROLLED DOCUMENT.		DWN Abraham,G. 24-04-03	TE Connectivity .140 MNL – Stift .140 DIA PIN					
DIMENSIONS: mm		CHK Kampmann,H. 28-04-03				NAME		
		APVD Bleicher,M. 29-04-03				PRODUCT SPEC		
TOLERANCES UNLESS OTHERWISE SPECIFIED:		APPLICATION SPEC		RESTRICTED TO				
0 PLC ± 1 PLC ±- ±0.2 2 PLC ±- 3 PLC ±- 4 PLC ±- ANGLES ±-		WEIGHT		SIZE	CAGE CODE			
MATERIAL		CUSTOMER DRAWING		A3	00779			
		SCALE		DRAWING NO	REV			
		4:1		C-926988	A3			
		SHEET		1 OF 1				